Top des Comités

Licences

Pl	Nom	Licences	Région	Population	‰
1	Haute-Corse	3576	Haute-Corse	159 846	22,37
2	Réunion	3110	Réunion	794 107	3,92
3	Paris	2803	Paris	2 193 031	1,28
4	Alpes-Maritimes	2512	Alpes-Maritimes	1 082 464	2,32
5	Hauts-de-Seine	2461	Hauts-de-Seine	1 544 411	1,59
6	Bouches-du-Rhône	2371	Bouches-du-Rhône	1 958 927	1,21
7	Corse du Sud	2238	Corse du Sud	139 361	16,06
8	Bas-Rhin	1580	Bas-Rhin	1 084 664	1,46
9	Moselle	1558	Moselle	1 039 024	1,5
10	Rhône	1437	Rhône	1 677 077	0,86
11	Gironde	1267	Gironde	1 409 348	0,9
12	Var	1214	Var	995 933	1,22
13	Seine-Saint-Denis	1161	Seine-Saint-Denis	1 502 340	0,77
14	Hérault	1141	Hérault	1 011 204	1,13
15	Yvelines	1117	Yvelines	1 403 953	0,8
16	Loire-Atlantique	1107	Loire-Atlantique	1 246 801	0,89
17	Nord	1071	Nord	2 564 943	0,42
18	Ain	1022	Ain	574 374	1,78
19	Ile-et-Vilaine	1018	Ile-et-Vilaine	955 326	1,07
20	Seine-Maritime	1009	Seine-Maritime	1 244 612	0,81
21	Haut-Rhin	1005	Haut-Rhin	742 405	1,35
22	Haute-Garonne	976	Haute-Garonne	1 202 784	0,81
23	Val-d'Oise	973	Val-d'Oise	1 160 717	0,84
24	Vaucluse	969	Vaucluse	538 140	1,8
25	Val-de-Marne	961	Val-de-Marne	1 302 889	0,74
26	Sarthe	953	Sarthe	556 945	1,71
27	Calvados	859	Calvados	673 424	1,28
28	Meurthe-et-Moselle	832	Meurthe-et-Moselle	726 585	1,15
29	Jura	827	Jura	258 900	3,19
30	Seine-et-Marne	779	Seine-et-Marne	1 289 517	0,6
31	Indre-et-Loire	765	Indre-et-Loire	583 084	1,31
32	Pyrénées-Atlantique	754	Pyrénées-Atlantique	640 880	1,18
33	Loiret	738	Loiret	647 735	1,14
34	Vendée	689	Vendée	607 426	1,13
35	Essonne	673	Essonne	1 201 992	0,56
36	Finistère	671	Finistère	885 914	0,76
37	Isère	668	Isère	1 178 715	0,57
38	Côtes-d'Armor	576	Côtes-d'Armor	575 363	1
39	Martinique	546	Martinique	397 730	1,37
40	Pas-de-Calais	537	Pas-de-Calais	1 454 748	0,37
41	Marne	519	Marne	566 354	0,92
42	Morbihan	517	Morbihan	702 491	0,74
43	Eure	465	Eure	572 108	0,81
44	Gard	459	Gard	689 842	0,67
45	Oise	442	Oise	796 623	0,55
46	Charente-Maritime	401	Charente-Maritime	605 404	0,66
47	Manche	400	Manche	494 431	0,81
48	Doubs	379	Doubs	520 129	0,73
49	Mayenne	371	Mayenne	300 640	1,23
50	Savoie	371	Savoie	405 533	0,91
51	Haute-Savoie	364	Haute-Savoie	706 064	0,52
52	Landes	349	Landes	367 490	0,95
53	Saône-et-Loire	348	Saône-et-Loire	551 248	0,63
54	Guadeloupe	343	Guadeloupe	400 584	0,86
55	Loire	300	Loire	740 665	0,41

Top des Comités

Licences

Pl	Nom	Licences	Région	Population	‰
56	**Aisne**	**295**	Aisne	537 815	0,55
57	**Puy-de-Dôme**	**293**	Puy-de-Dôme	626 639	0,47
58	**Côte-d'Or**	**282**	Côte-d'Or	519 141	0,54
59	**Corrèze**	**266**	Corrèze	242 037	1,1
60	**Eure-et-Loir**	**259**	Eure-et-Loir	422 410	0,61
61	**Gers**	**256**	Gers	183 619	1,39
62	**Haute-Vienne**	**249**	Haute-Vienne	371 101	0,67
63	**Allier**	**246**	Allier	343 112	0,72
64	**Maine-et-Loire**	**228**	Maine-et-Loire	770 778	0,3
65	**Pyrénées-Orientales**	**221**	Pyrénées-Orientales	437 152	0,51
66	**Charente**	**219**	Charente	349 530	0,63
67	**Hautes-Pyrénées**	**216**	Hautes-Pyrénées	228 586	0,94
68	**Aude**	**213**	Aude	345 774	0,62
69	**Territoire de Belfort**	**212**	Territoire de Belfort	142 444	1,49
70	**Tarn-et-Garonne**	**205**	Tarn-et-Garonne	231 762	0,88
71	**Deux-Sèvres**	**202**	Deux-Sèvres	362 943	0,56
72	**Tarn**	**193**	Tarn	369 191	0,52
73	**Ardennes**	**191**	Ardennes	284 744	0,67
74	**Hautes-Alpes**	**180**	Hautes-Alpes	132 481	1,36
75	**Lot**	**161**	Lot	171 173	0,94
76	**Orne**	**160**	Orne	292 608	0,55
77	**Drôme**	**152**	Drôme	473 427	0,32
78	**Somme**	**146**	Somme	565 900	0,26
79	**Vienne**	**134**	Vienne	421 892	0,32
80	**Lot-et-Garonne**	**122**	Lot-et-Garonne	323 557	0,38
81	**Vosges**	**95**	Vosges	380 298	0,25
82	**Haute-Saône**	**93**	Haute-Saône	237 198	0,39
83	**Aube**	**93**	Aube	300 486	0,31
84	**Dordogne**	**91**	Dordogne	406 792	0,22
85	**Creuse**	**76**	Creuse	123 859	0,61
86	**Haute-Marne**	**73**	Haute-Marne	187 312	0,39
87	**Loir-et-Cher**	**71**	Loir-et-Cher	326 289	0,22
88	**Indre**	**70**	Indre	232 803	0,3
89	**Guyane**	**68**	Guyane	213 031	0,32
90	**Alpes de Haute-Provence**	**67**	Alpes de Haute-Provence	156 067	0,43
91	**Cher**	**62**	Cher	314 596	0,2
92	**Yonne**	**62**	Yonne	340 134	0,18
93	**Nouvelle Calédonie**	**55**	Nouvelle Calédonie	245 580	0,22
94	**Aveyron**	**46**	Aveyron	274 426	0,17
95	**Cantal**	**42**	Cantal	149 052	0,28
96	**Ardèche**	**35**	Ardèche	309 457	0,11
97	**Meuse**	**35**	Meuse	193 813	0,18
98	**Nièvre**	**33**	Nièvre	221 487	0,15
99	**Lozère**	**33**	Lozère	76 879	0,43
100	**Etranger**	**14**	Etranger	1	14000
101	**Ariège**	**11**	Ariège	148 569	0,07
102	**Haute-Loire**	**10**	Haute-Loire	220 436	0,05
103	**Tahiti**	**9**	Tahiti	259 706	0,03

Top des Comités

Licences A

Pl	Nom	Licences	Région	Population	‰
1	Bas-Rhin	1433	Bas-Rhin	1 084 664	1,32
2	Paris	1203	Paris	2 193 031	0,55
3	Hauts-de-Seine	1041	Hauts-de-Seine	1 544 411	0,67
4	Haut-Rhin	895	Haut-Rhin	742 405	1,21
5	Nord	710	Nord	2 564 943	0,28
6	Yvelines	708	Yvelines	1 403 953	0,5
7	Loire-Atlantique	689	Loire-Atlantique	1 246 801	0,55
8	Rhône	680	Rhône	1 677 077	0,41
9	Bouches-du-Rhône	678	Bouches-du-Rhône	1 958 927	0,35
10	Gironde	649	Gironde	1 409 348	0,46
11	Alpes-Maritimes	630	Alpes-Maritimes	1 082 464	0,58
12	Seine-Saint-Denis	585	Seine-Saint-Denis	1 502 340	0,39
13	Haute-Corse	568	Haute-Corse	159 846	3,55
14	Moselle	551	Moselle	1 039 024	0,53
15	Val-de-Marne	530	Val-de-Marne	1 302 889	0,41
16	Seine-Maritime	507	Seine-Maritime	1 244 612	0,41
17	Hérault	501	Hérault	1 011 204	0,5
18	Val-d'Oise	478	Val-d'Oise	1 160 717	0,41
19	Var	468	Var	995 933	0,47
20	Indre-et-Loire	461	Indre-et-Loire	583 084	0,79
21	Essonne	460	Essonne	1 201 992	0,38
22	Ile-et-Vilaine	448	Ile-et-Vilaine	955 326	0,47
23	Vaucluse	445	Vaucluse	538 140	0,83
24	Seine-et-Marne	430	Seine-et-Marne	1 289 517	0,33
25	Marne	423	Marne	566 354	0,75
26	Haute-Garonne	417	Haute-Garonne	1 202 784	0,35
27	Finistère	384	Finistère	885 914	0,43
28	Meurthe-et-Moselle	345	Meurthe-et-Moselle	726 585	0,47
29	Pas-de-Calais	322	Pas-de-Calais	1 454 748	0,22
30	Martinique	319	Martinique	397 730	0,8
31	Loiret	305	Loiret	647 735	0,47
32	Corse du Sud	299	Corse du Sud	139 361	2,15
33	Isère	298	Isère	1 178 715	0,25
34	Calvados	297	Calvados	673 424	0,44
35	Ain	279	Ain	574 374	0,49
36	Pyrénées-Atlantique	276	Pyrénées-Atlantique	640 880	0,43
37	Haute-Savoie	269	Haute-Savoie	706 064	0,38
38	Manche	268	Manche	494 431	0,54
39	Morbihan	264	Morbihan	702 491	0,38
40	Côtes-d'Armor	248	Côtes-d'Armor	575 363	0,43
41	Sarthe	245	Sarthe	556 945	0,44
42	Oise	229	Oise	796 623	0,29
43	Vendée	229	Vendée	607 426	0,38
44	Eure	204	Eure	572 108	0,36
45	Gard	192	Gard	689 842	0,28
46	Aisne	190	Aisne	537 815	0,35
47	Charente-Maritime	183	Charente-Maritime	605 404	0,3
48	Réunion	181	Réunion	794 107	0,23
49	Saône-et-Loire	168	Saône-et-Loire	551 248	0,3
50	Doubs	162	Doubs	520 129	0,31
51	Loire	159	Loire	740 665	0,21
52	Aude	140	Aude	345 774	0,4
53	Jura	138	Jura	258 900	0,53
54	Côte-d'Or	137	Côte-d'Or	519 141	0,26
55	Guadeloupe	136	Guadeloupe	400 584	0,34

Top des Comités

Licences A

Pl	Nom	Licences	Région	Population	‰
56	**Puy-de-Dôme**	**134**	Puy-de-Dôme	626 639	0,21
57	**Hautes-Pyrénées**	**129**	Hautes-Pyrénées	228 586	0,56
58	**Pyrénées-Orientales**	**121**	Pyrénées-Orientales	437 152	0,28
59	**Savoie**	**118**	Savoie	405 533	0,29
60	**Tarn**	**116**	Tarn	369 191	0,31
61	**Mayenne**	**115**	Mayenne	300 640	0,38
62	**Ardennes**	**112**	Ardennes	284 744	0,39
63	**Charente**	**110**	Charente	349 530	0,31
64	**Territoire de Belfort**	**108**	Territoire de Belfort	142 444	0,76
65	**Gers**	**106**	Gers	183 619	0,58
66	**Maine-et-Loire**	**106**	Maine-et-Loire	770 778	0,14
67	**Hautes-Alpes**	**104**	Hautes-Alpes	132 481	0,79
68	**Haute-Vienne**	**103**	Haute-Vienne	371 101	0,28
69	**Deux-Sèvres**	**101**	Deux-Sèvres	362 943	0,28
70	**Landes**	**100**	Landes	367 490	0,27
71	**Somme**	**95**	Somme	565 900	0,17
72	**Vienne**	**95**	Vienne	421 892	0,23
73	**Drôme**	**88**	Drôme	473 427	0,19
74	**Orne**	**84**	Orne	292 608	0,29
75	**Eure-et-Loir**	**80**	Eure-et-Loir	422 410	0,19
76	**Tarn-et-Garonne**	**79**	Tarn-et-Garonne	231 762	0,34
77	**Allier**	**76**	Allier	343 112	0,22
78	**Corrèze**	**70**	Corrèze	242 037	0,29
79	**Vosges**	**69**	Vosges	380 298	0,18
80	**Lot**	**62**	Lot	171 173	0,36
81	**Loir-et-Cher**	**61**	Loir-et-Cher	326 289	0,19
82	**Haute-Marne**	**61**	Haute-Marne	187 312	0,33
83	**Aube**	**58**	Aube	300 486	0,19
84	**Lot-et-Garonne**	**50**	Lot-et-Garonne	323 557	0,15
85	**Indre**	**47**	Indre	232 803	0,2
86	**Cher**	**46**	Cher	314 596	0,15
87	**Nouvelle Calédonie**	**38**	Nouvelle Calédonie	245 580	0,15
88	**Dordogne**	**37**	Dordogne	406 792	0,09
89	**Haute-Saône**	**37**	Haute-Saône	237 198	0,16
90	**Alpes de Haute-Provence**	**34**	Alpes de Haute-Provence	156 067	0,22
91	**Yonne**	**33**	Yonne	340 134	0,1
92	**Aveyron**	**32**	Aveyron	274 426	0,12
93	**Ardèche**	**24**	Ardèche	309 457	0,08
94	**Meuse**	**22**	Meuse	193 813	0,11
95	**Nièvre**	**21**	Nièvre	221 487	0,09
96	**Lozère**	**16**	Lozère	76 879	0,21
97	**Cantal**	**12**	Cantal	149 052	0,08
98	**Creuse**	**12**	Creuse	123 859	0,1
99	**Ariège**	**11**	Ariège	148 569	0,07
100	**Guyane**	**11**	Guyane	213 031	0,05
101	**Etranger**	**11**	Etranger	1	11000
102	**Tahiti**	**9**	Tahiti	259 706	0,03
103	**Haute-Loire**	**5**	Haute-Loire	220 436	0,02

F22001	56
F22003	85
F22024	47
F22025	18
F22026	94
F22027	80
F22029	144
F22031	52
	576

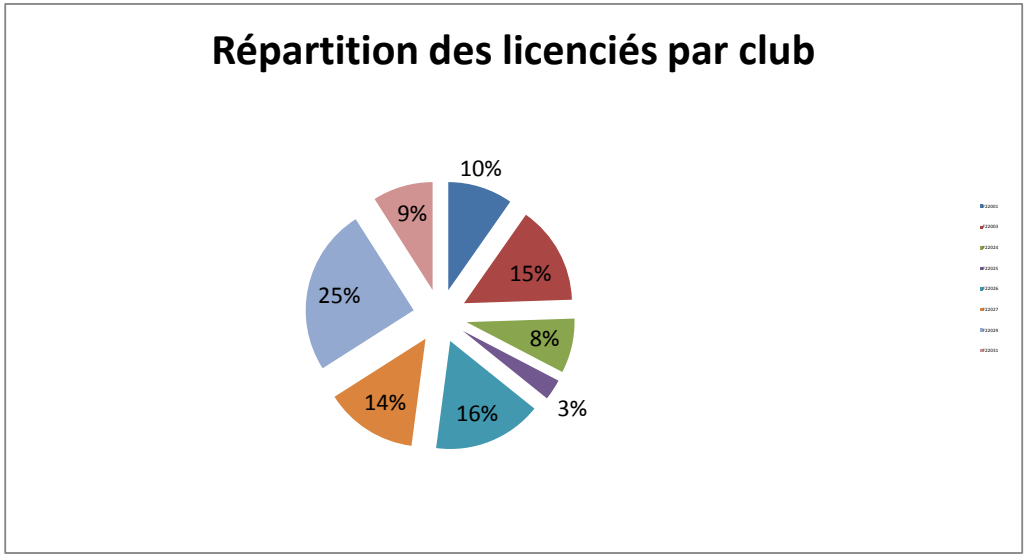

Graphique 1

Licence A	248
Licence B	328
	576

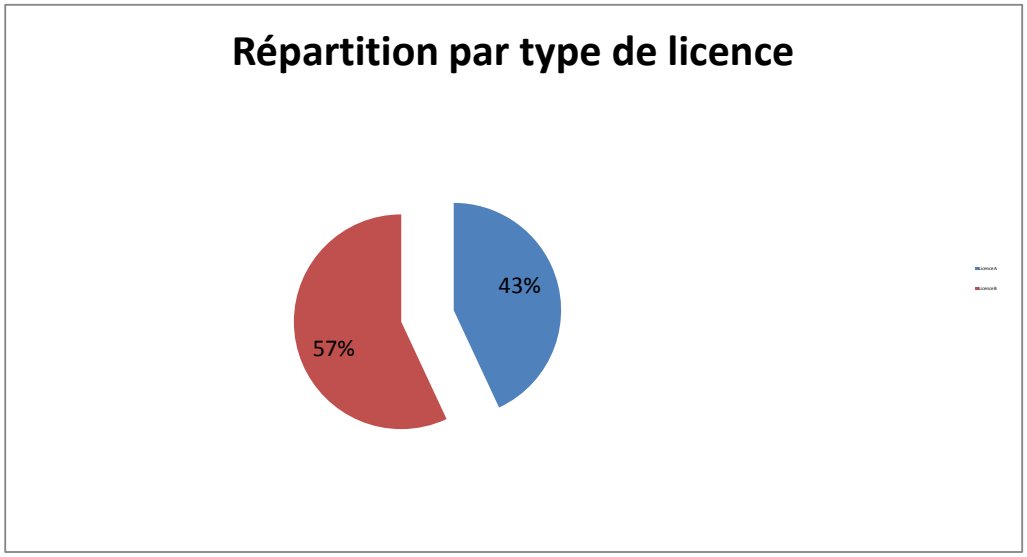

Graphique 2

Effectifs Ligue de Bretagne des Echecs au 31/08/2013

Masculin	423
Féminine	153
	576

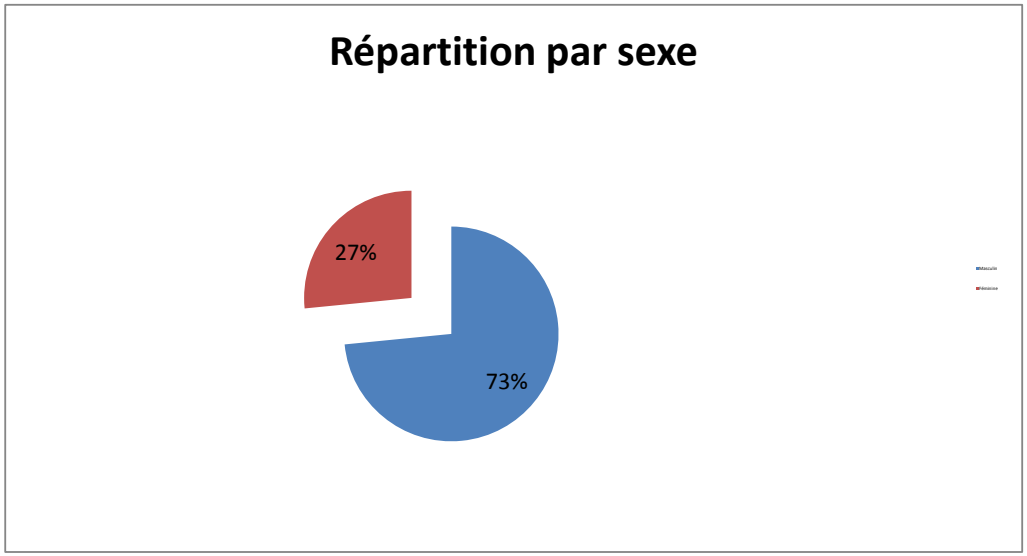

Graphique 3

Vétéran	32
Senior	110
Junior	6
Cadet	12
Minime	27
Benjamin	95
Pupille	128
Poussin	129
Petit-Poussin	37
	576

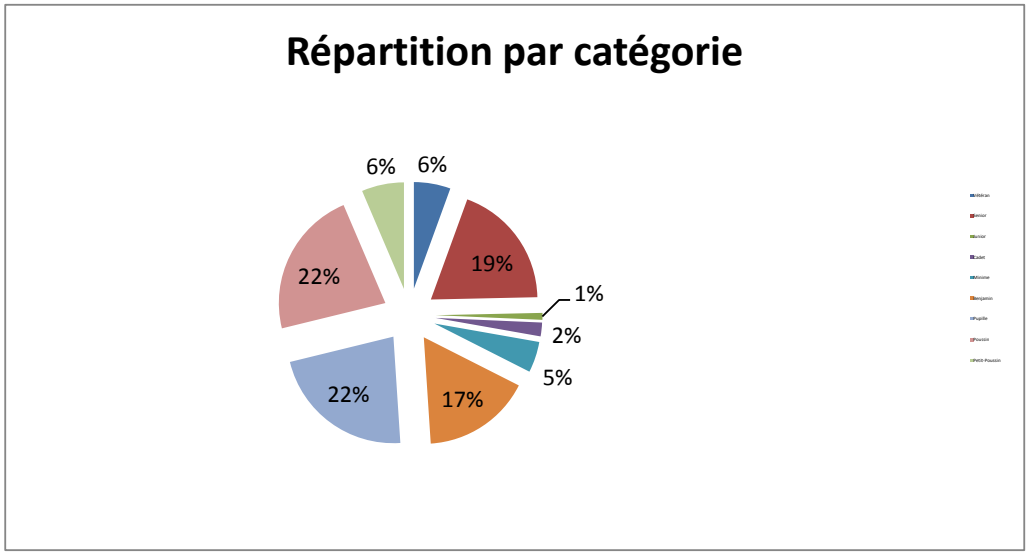

Graphique 4

Effectifs Ligue de Bretagne des Echecs au 31/08/2013

"+ 20 ans	142
12 - 20 ans	140
"-12 ans	294
	576

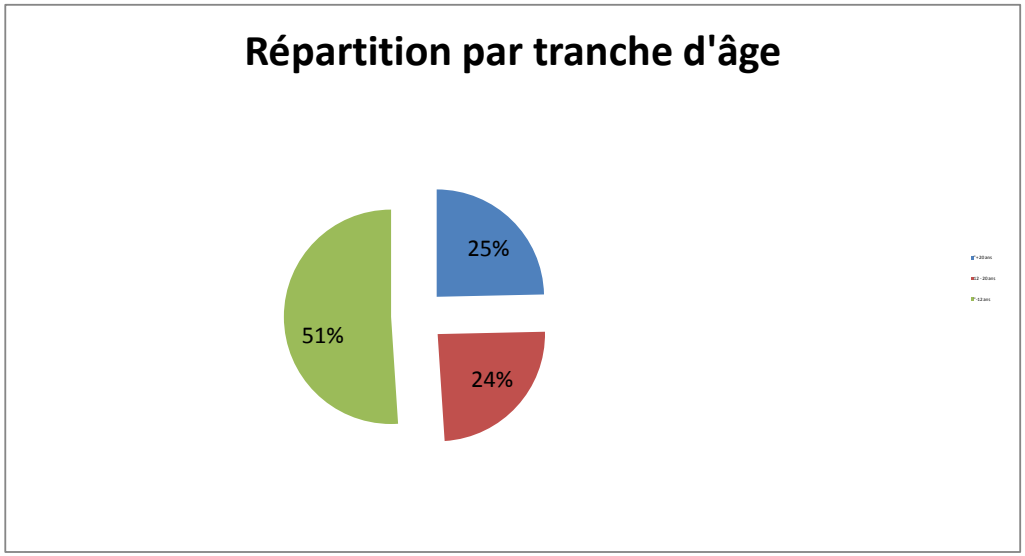

Graphique 5

F22001	27
F22003	29
F22024	25
F22025	10
F22026	10
F22027	15
F22029	24
F22031	2
	142

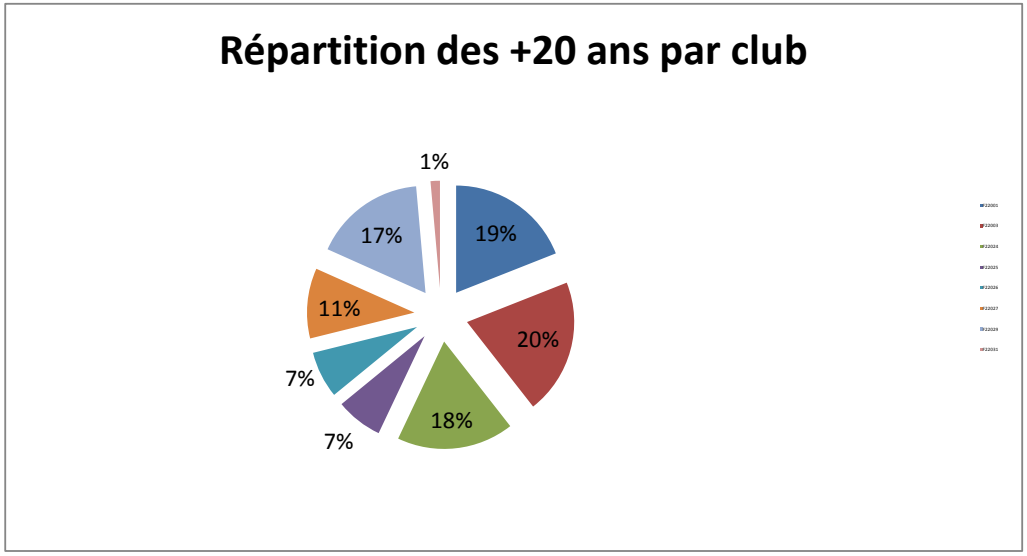

Graphique 6

F22001	10
F22003	24
F22024	9
F22025	0
F22026	44
F22027	12
F22029	8
F22031	33
	140

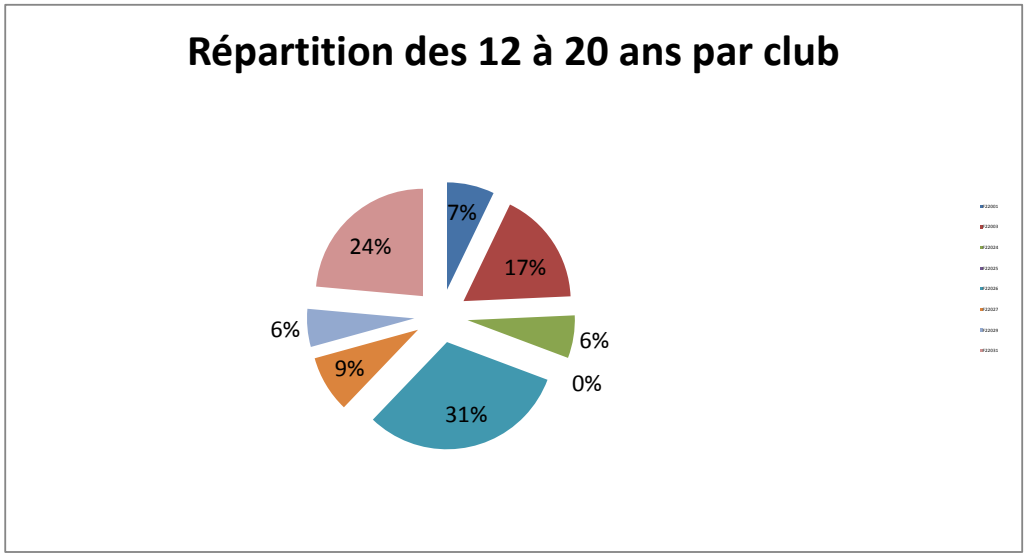

Graphique 7

F22001	19
F22003	32
F22024	13
F22025	8
F22026	40
F22027	53
F22029	112
F22031	17
	294

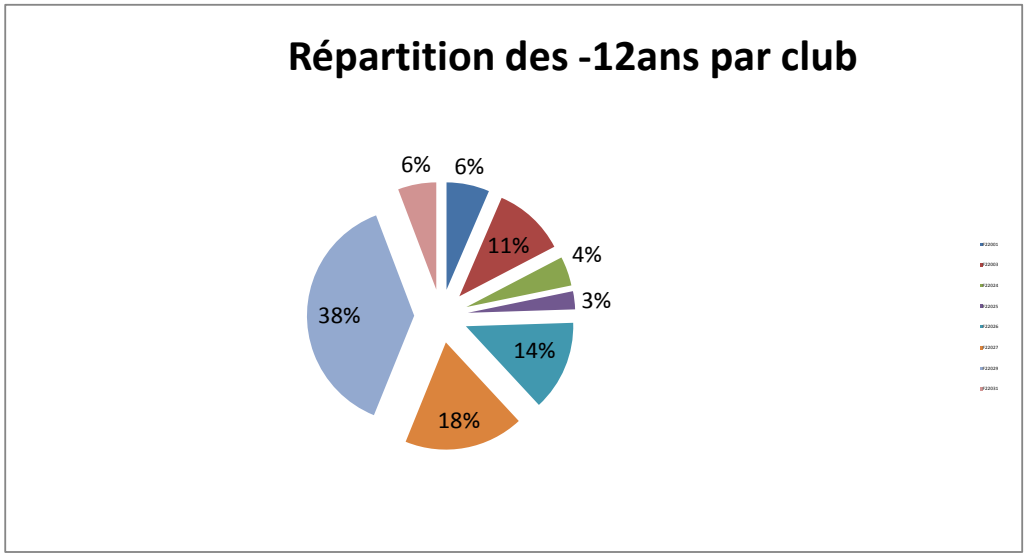

Graphique 8

"+ 20 ans	34
12 - 20 ans	82
"-12 ans	212
	328

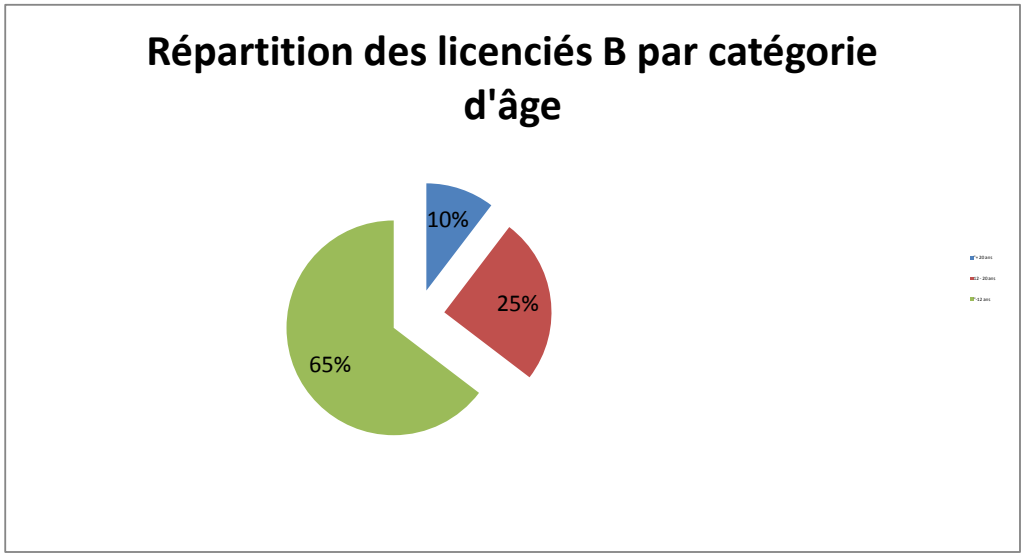

Graphique 9

"+ 20 ans	108
12 - 20 ans	58
"-12 ans	82
	248

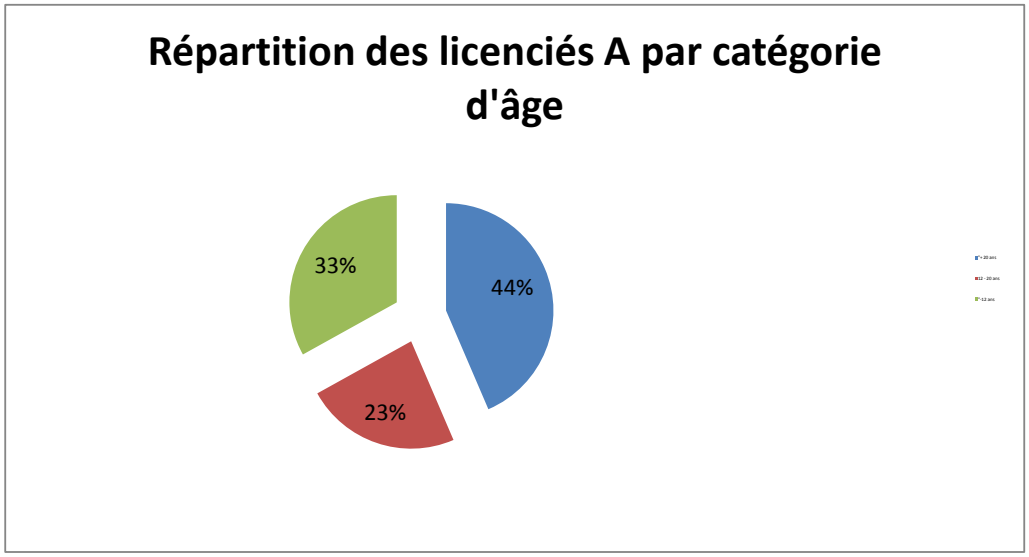

Graphique 10

"+ 20 ans	18
12 - 20 ans	37
"-12 ans	98
	153

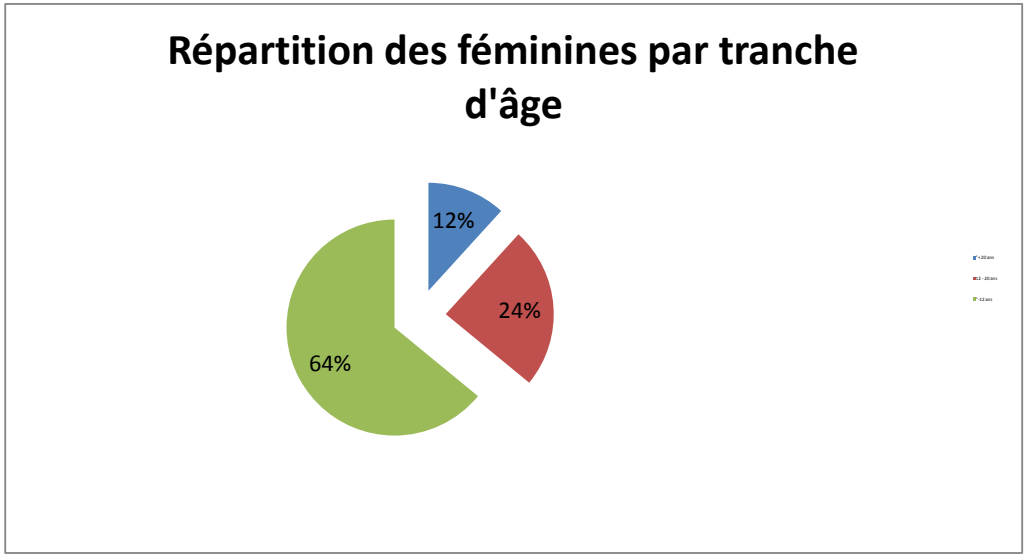

Graphique 11

Masculin	124
Féminine	18
	142

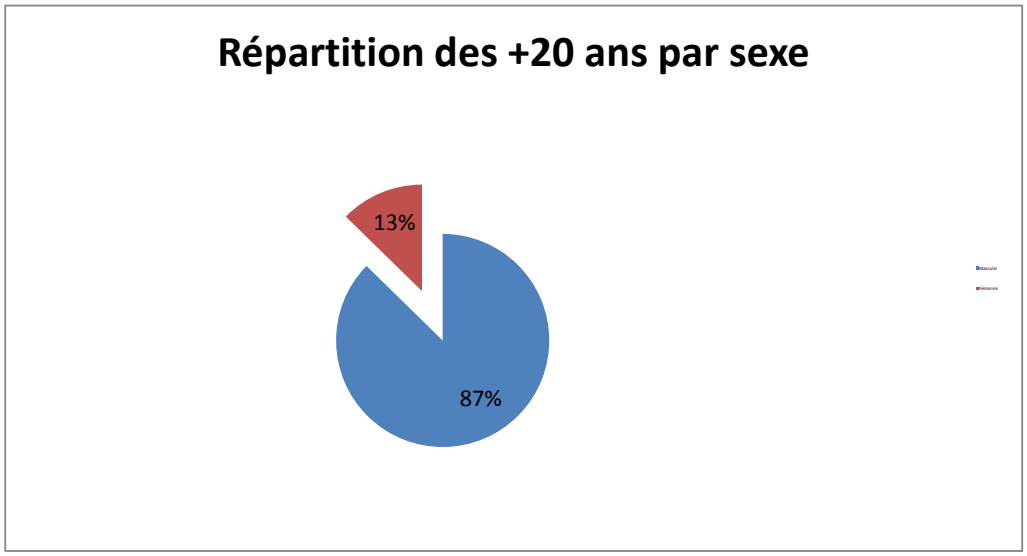

Graphique 12

Masculin	103
Féminine	37
	140

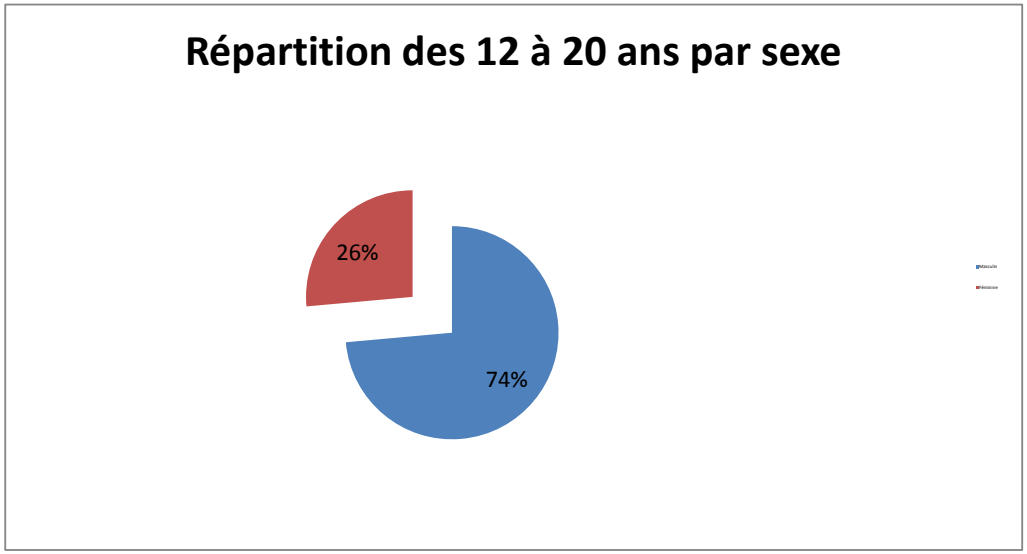

Graphique 13

Masculin	196
Féminine	98
	294

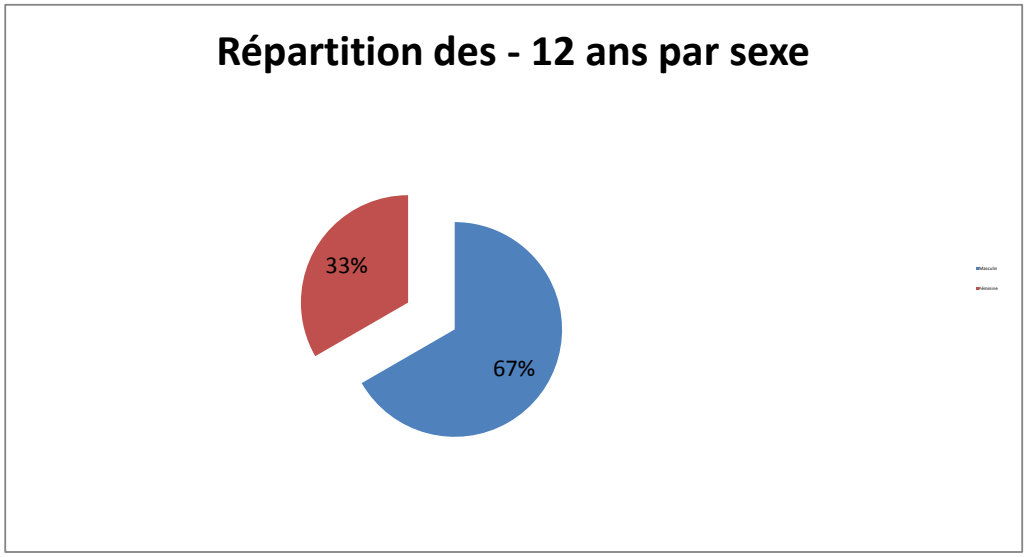

Graphique 14

Junior	2
Cadet	0
Minime	4
Benjamine	31
	37

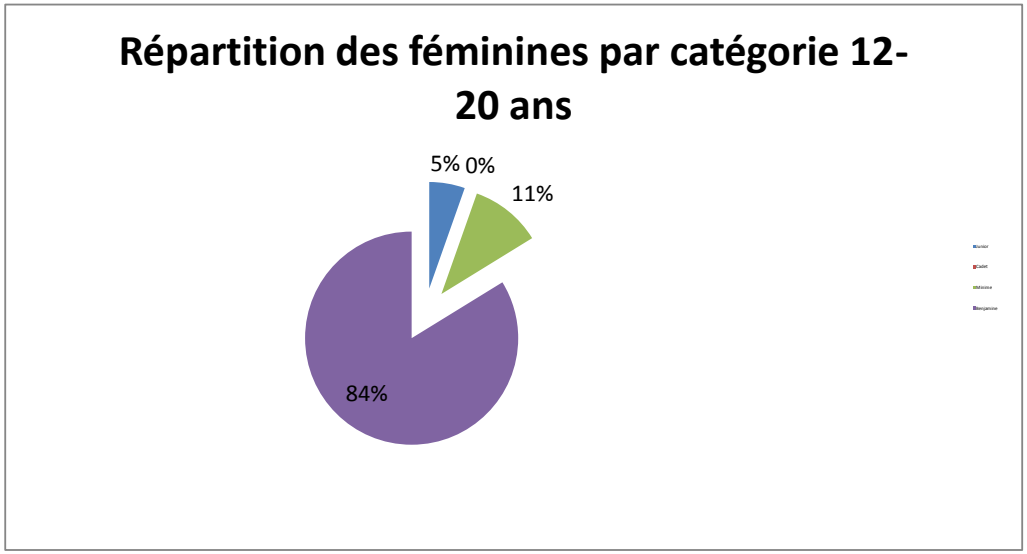

Graphique 15

Licence A	58
Licence B	82
	140

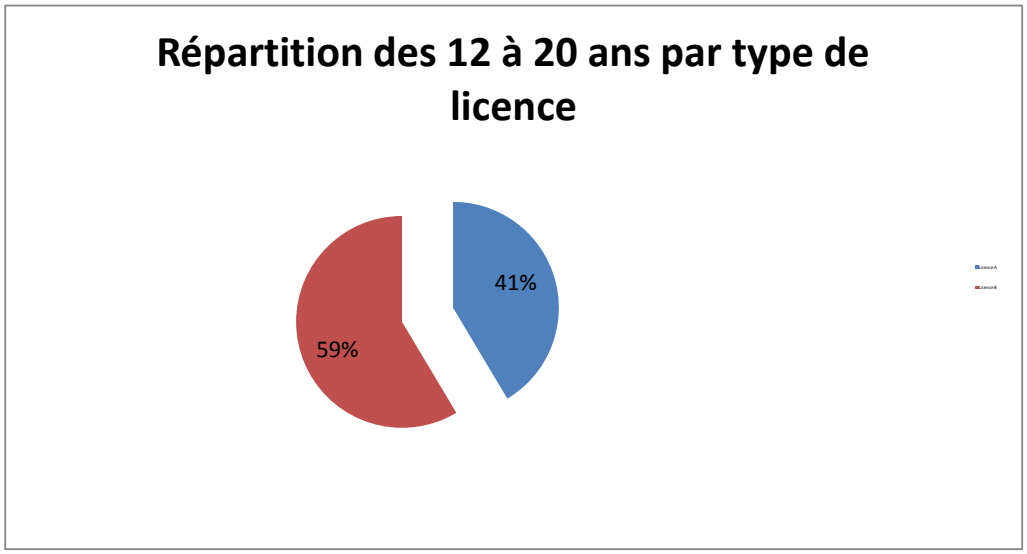

Graphique 16

Licence A	9
Licence B	9
	18

Graphique 17

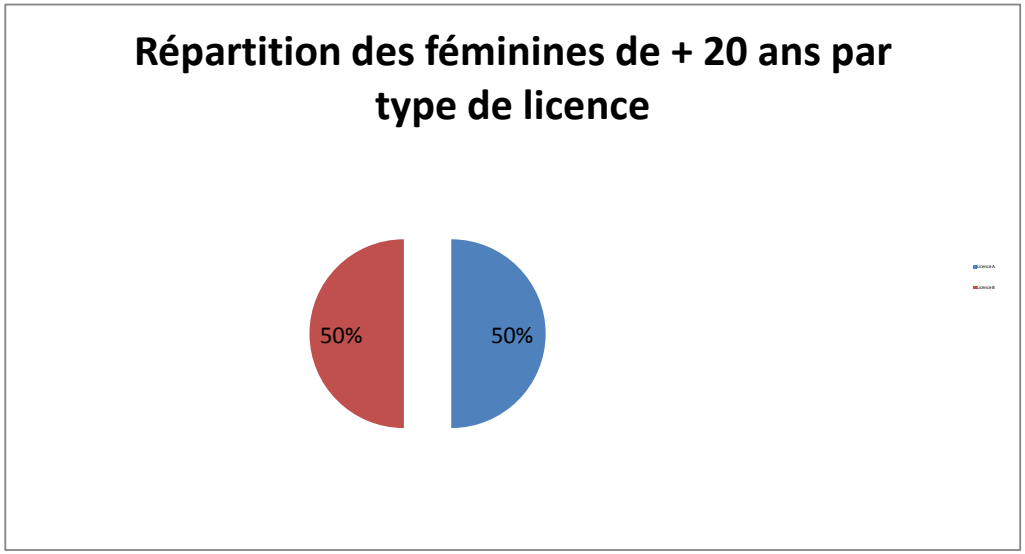

F29001	158
F29012	33
F29036	80
F29037	84
F29038	32
F29044	47
F29046	16
F29051	58
F29052	27
F29058	22
F29060	30
F29061	11
F29062	25
F29063	17
F29064	8
	648

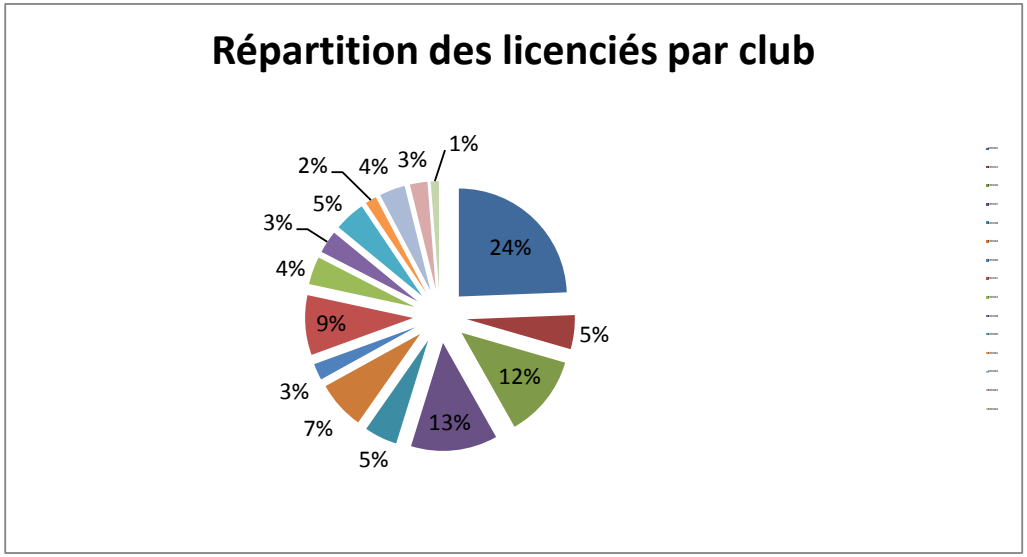

Graphique 1

Licence A	377
Licence B	271
	648

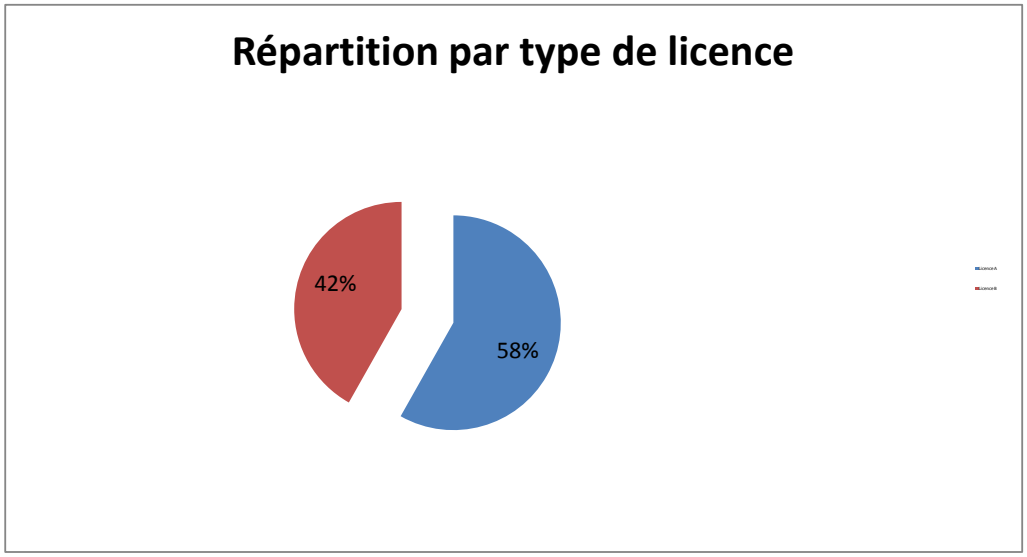

Graphique 2

Effectifs Ligue de Bretagne des Echecs au 31/08/2013

Masculin	551
Féminine	97
	648

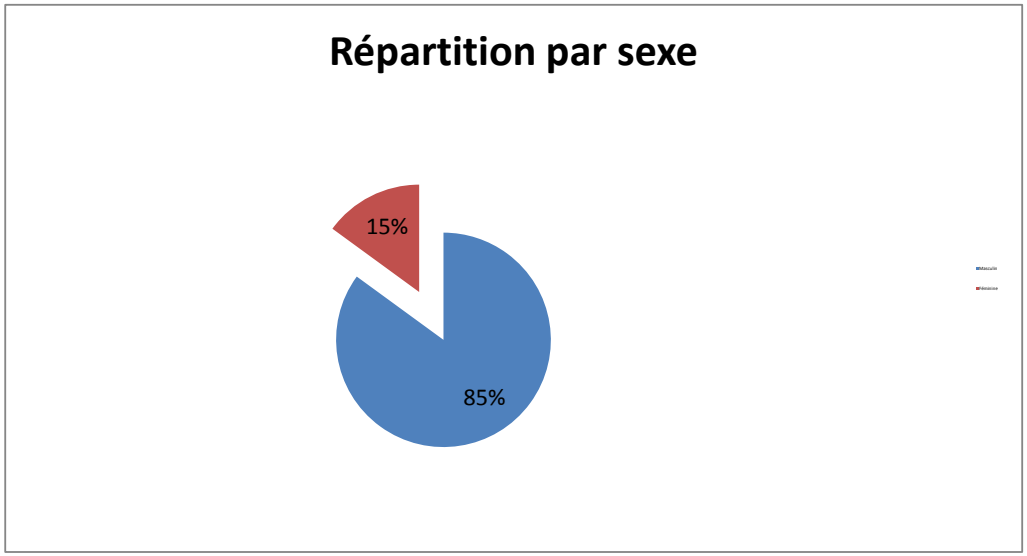

Graphique 3

Vétéran	57
Senior	155
Junior	7
Cadet	12
Minime	31
Benjamin	69
Pupille	139
Poussin	113
Petit-Poussin	65
	648

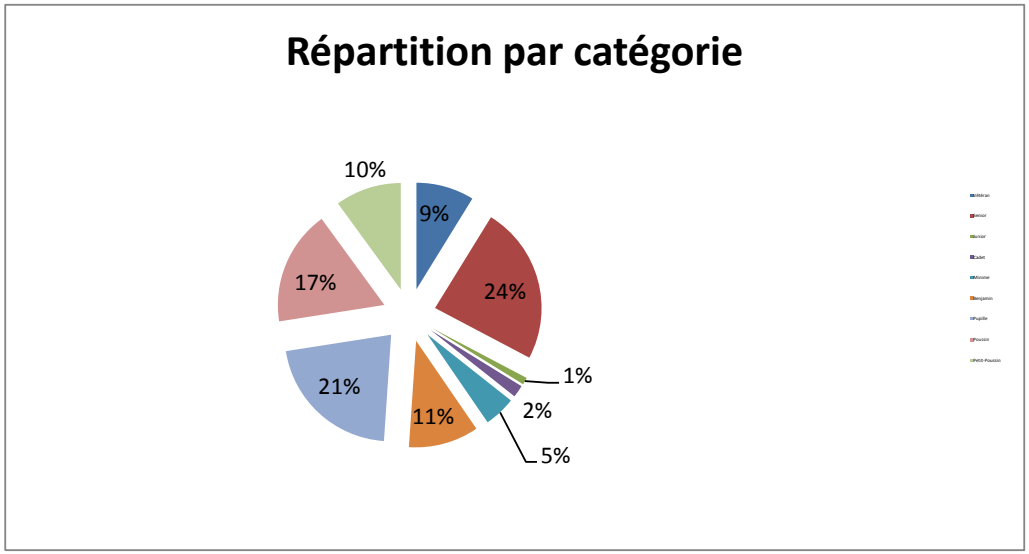

Graphique 4

Effectifs Ligue de Bretagne des Echecs au 31/08/2013

"+ 20 ans	212
12 - 20 ans	119
"-12 ans	317
	648

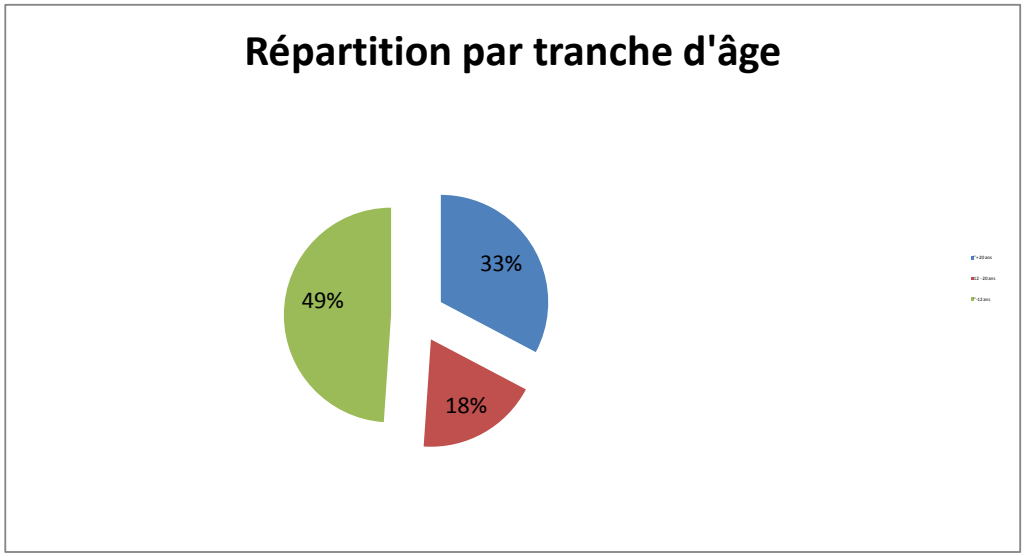

Graphique 5

F29001	28
F29012	19
F29036	39
F29037	18
F29038	12
F29044	20
F29046	9
F29051	7
F29052	13
F29058	9
F29060	5
F29061	7
F29062	14
F29063	5
F29064	7
	212

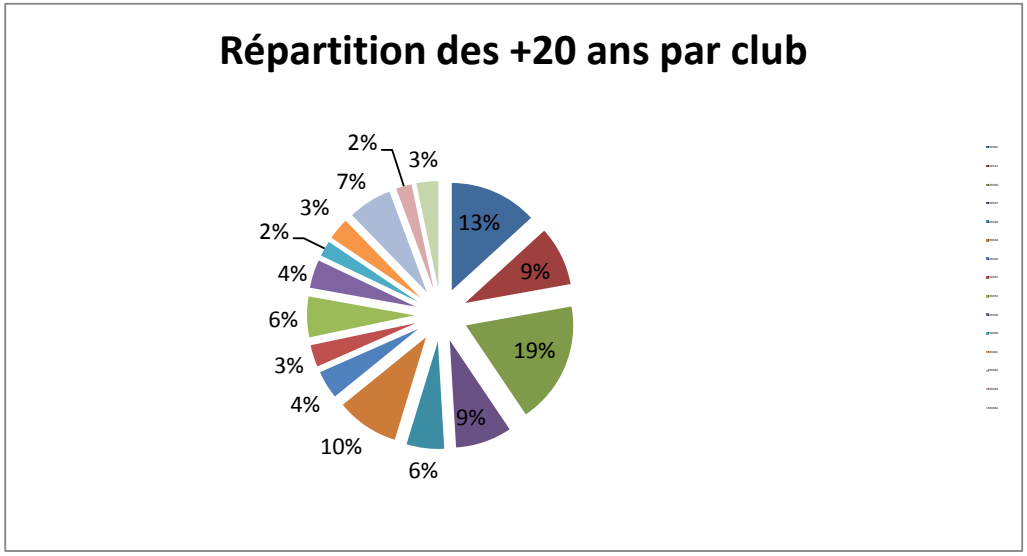

Graphique 6

F29001	25
F29012	5
F29036	14
F29037	25
F29038	6
F29044	3
F29046	1
F29051	11
F29052	5
F29058	2
F29060	5
F29061	2
F29062	7
F29063	7
F29064	1
	119

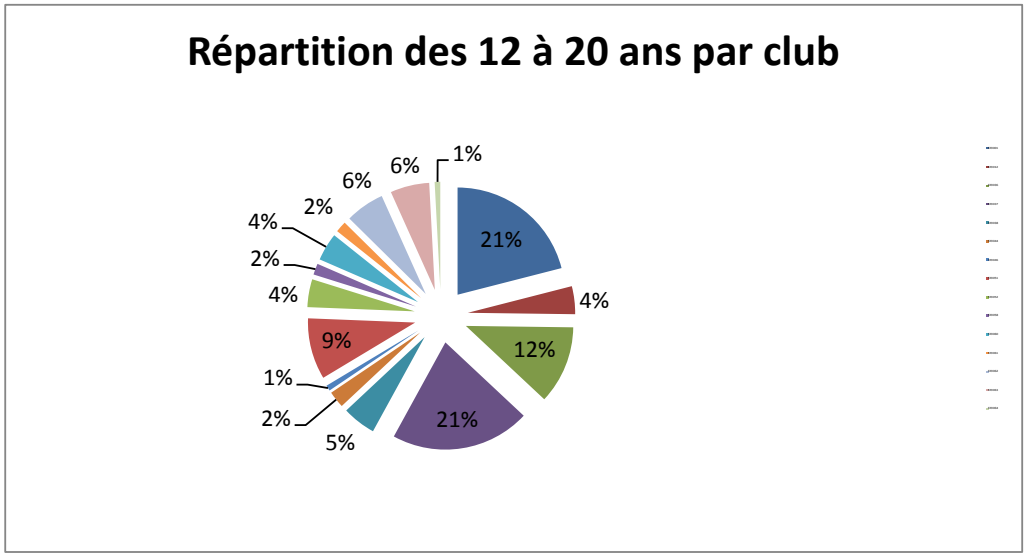

Graphique 7

F29001	105
F29012	9
F29036	27
F29037	41
F29038	14
F29044	24
F29046	6
F29051	40
F29052	9
F29058	11
F29060	20
F29061	2
F29062	4
F29063	5
F29064	0
	317

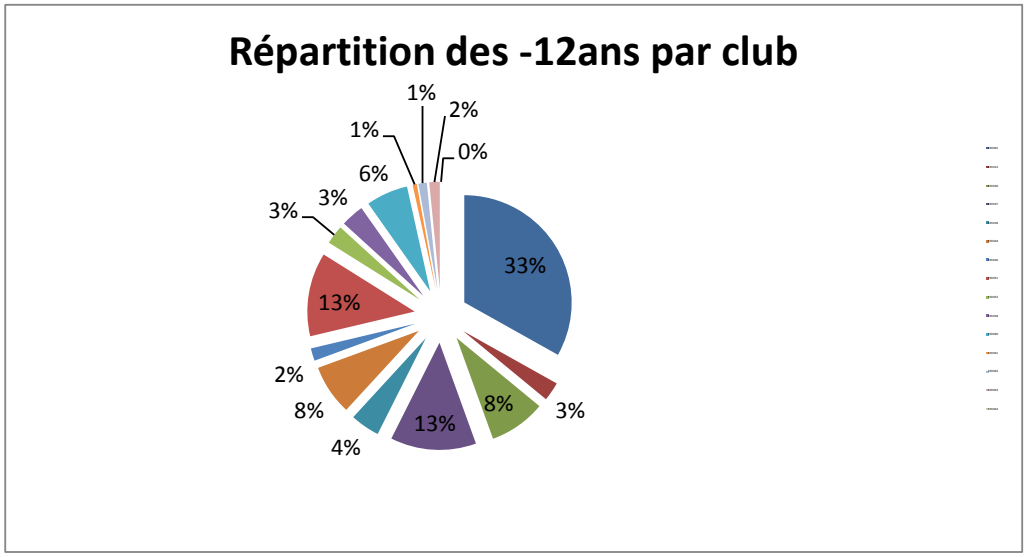

Graphique 8

"+ 20 ans	39

12 - 20 ans	49
"-12 ans	183
	271

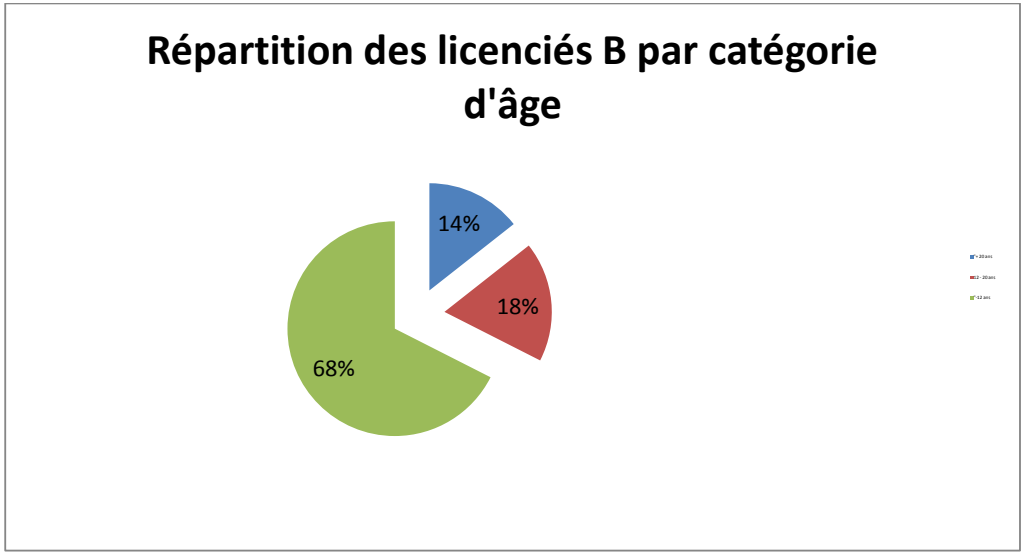

Graphique 9

"+ 20 ans	173
12 - 20 ans	70
"-12 ans	134
	377

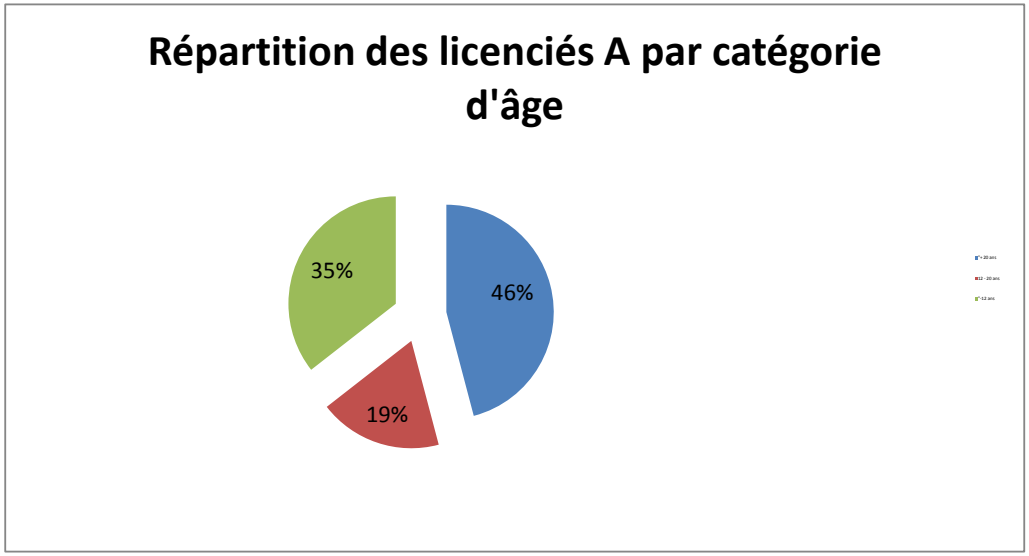

Graphique 10

"+ 20 ans	26
12 - 20 ans	11

Graphique 11

"-12 ans	60
	97

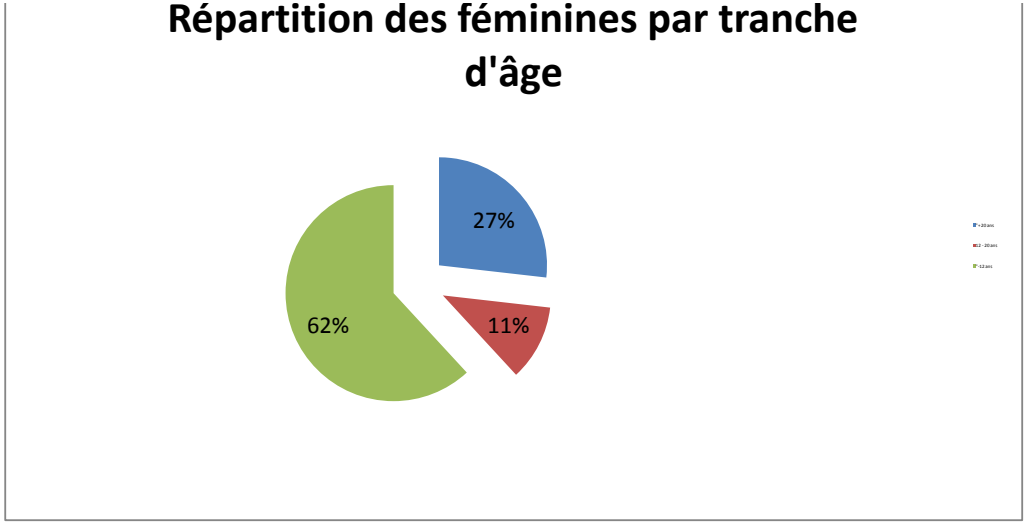

Masculin	186
Féminine	26
	212

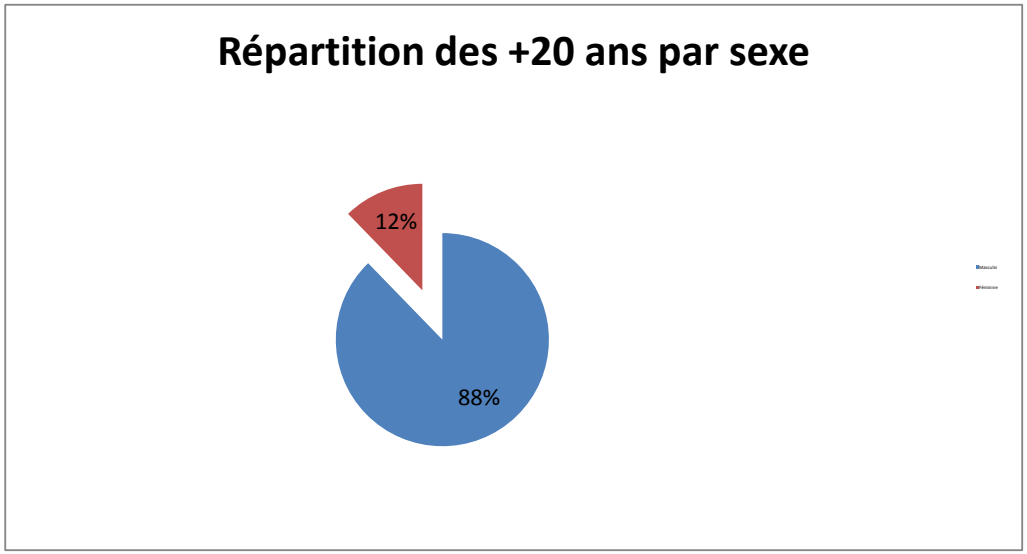

Graphique 12

Masculin	108
Féminine	11
	119

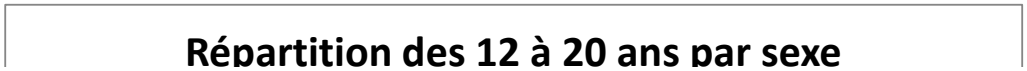

Graphique 13

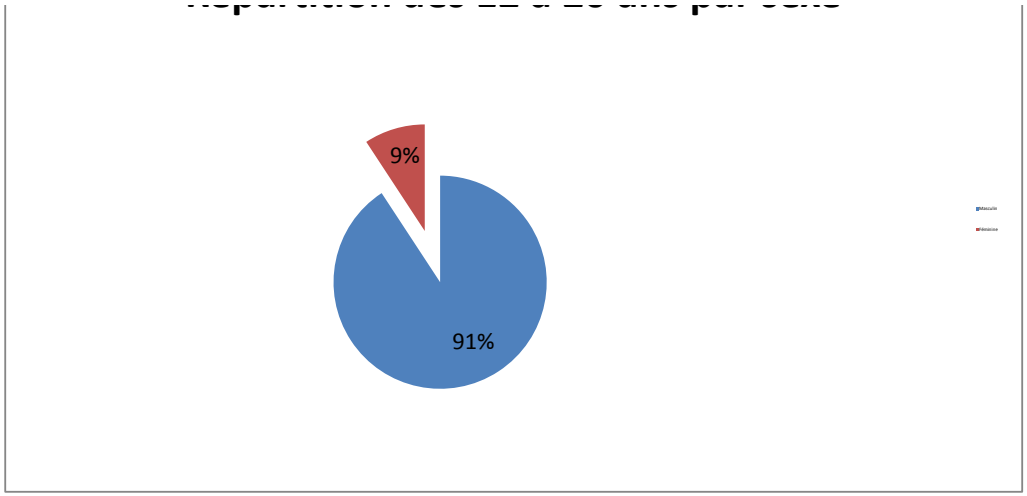

Masculin	257
Féminine	60
	317

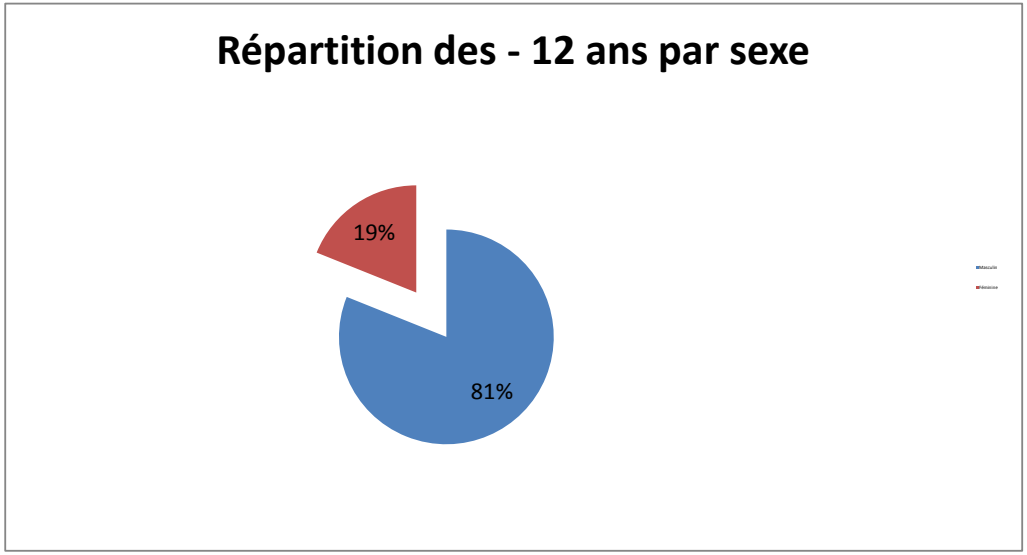

Graphique 14

Junior	1
Cadet	1
Minime	4
Benjamine	5
	11

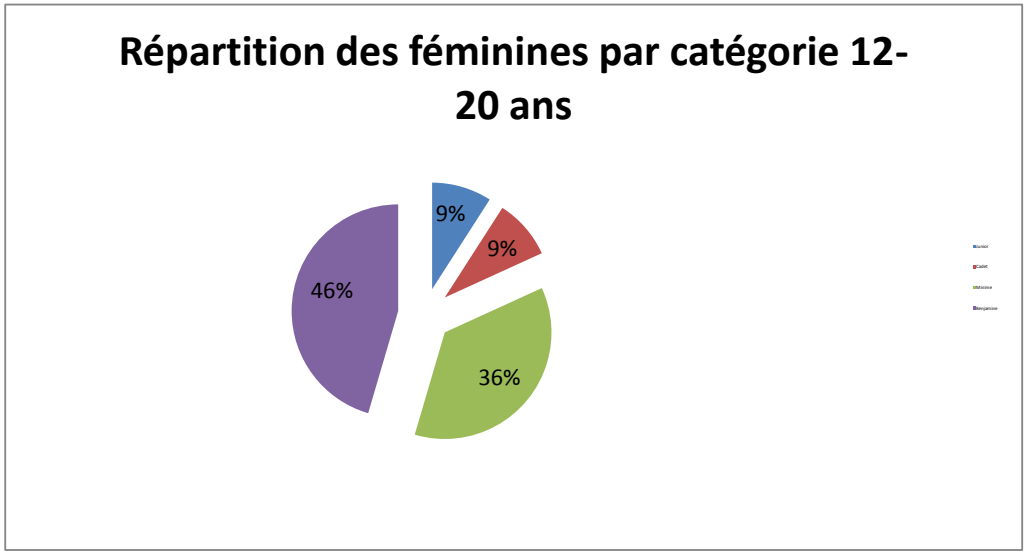

Graphique 15

Licence A	70
Licence B	49
	119

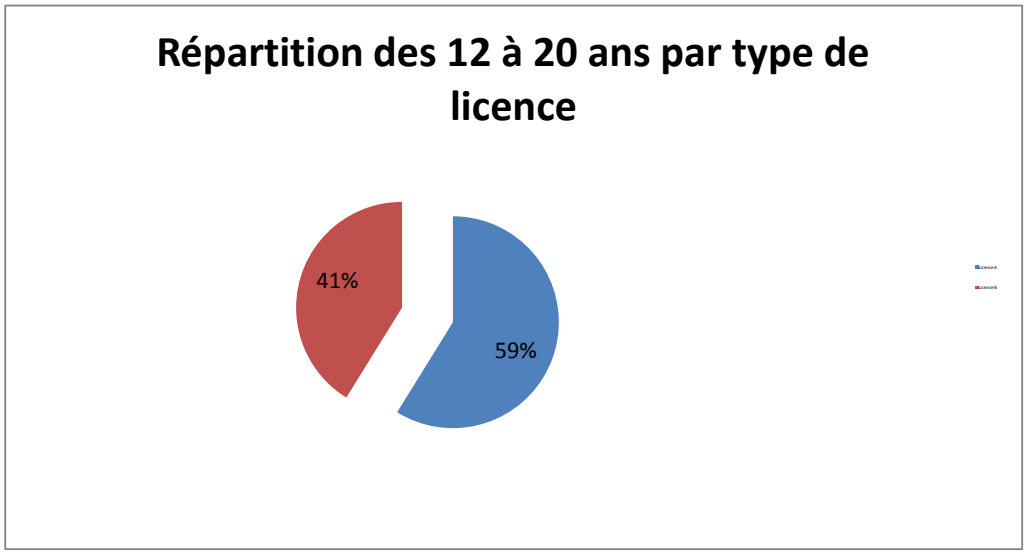

Graphique 16

Licence A	12

Graphique 17

Effectifs Ligue de Bretagne des Echecs au 31/08/2013

Licence B	17
	29

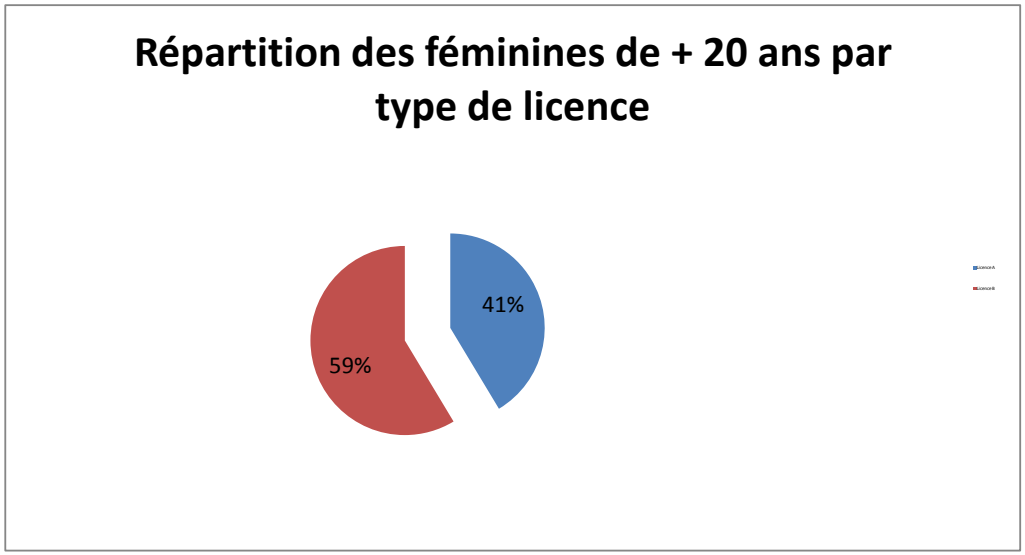

F35001	102
F35009	30
F35013	124
F35043	92
F35044	51
F35046	187
F35048	39
F35049	42
F35051	40
F35052	31
F35053	89
F35054	16
F35055	164
F35056	11

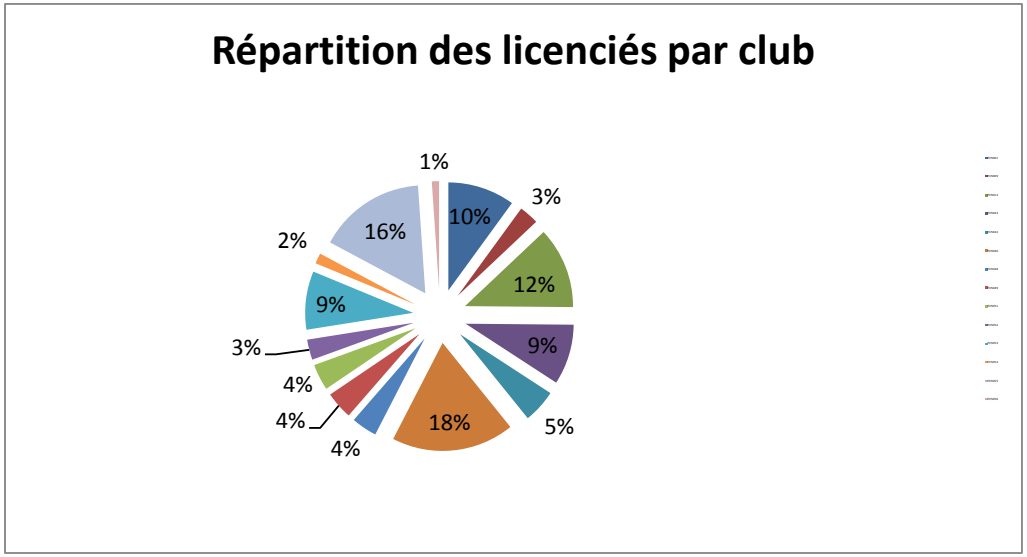

Graphique 1

Licence A	448
Licence B	570
	1018

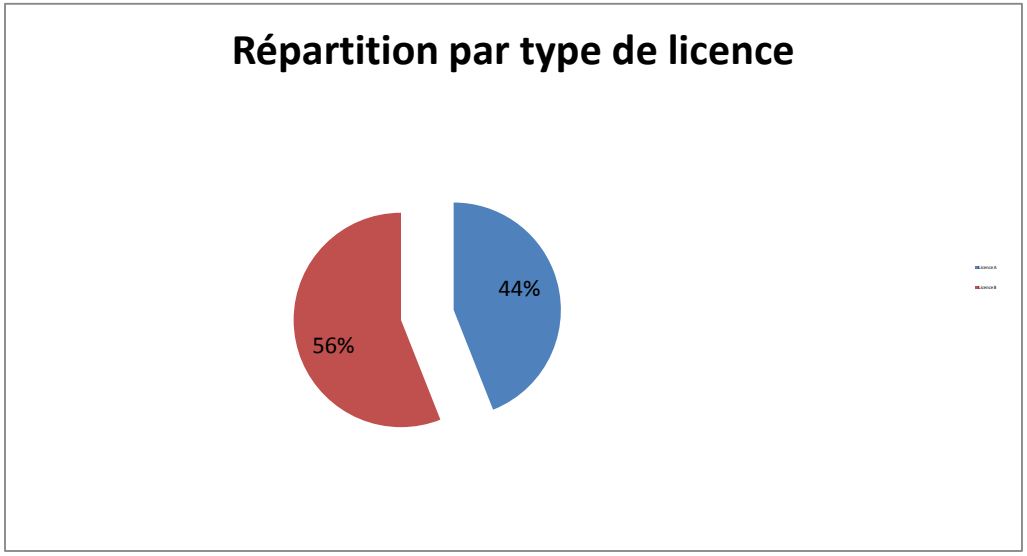

Graphique 2

Effectifs Ligue de Bretagne des Echecs au 31/08/2013

Masculin	839
Féminine	179
	1018

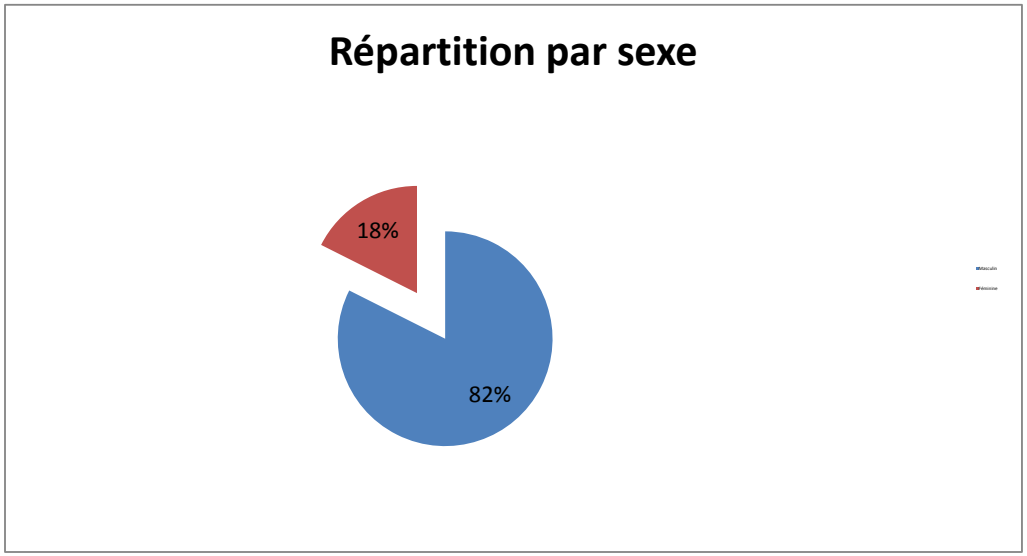

Graphique 3

Vétéran	57
Senior	218
Junior	8
Cadet	20
Minime	46
Benjamin	134
Pupille	183
Poussin	211
Petit-Poussin	141
	1018

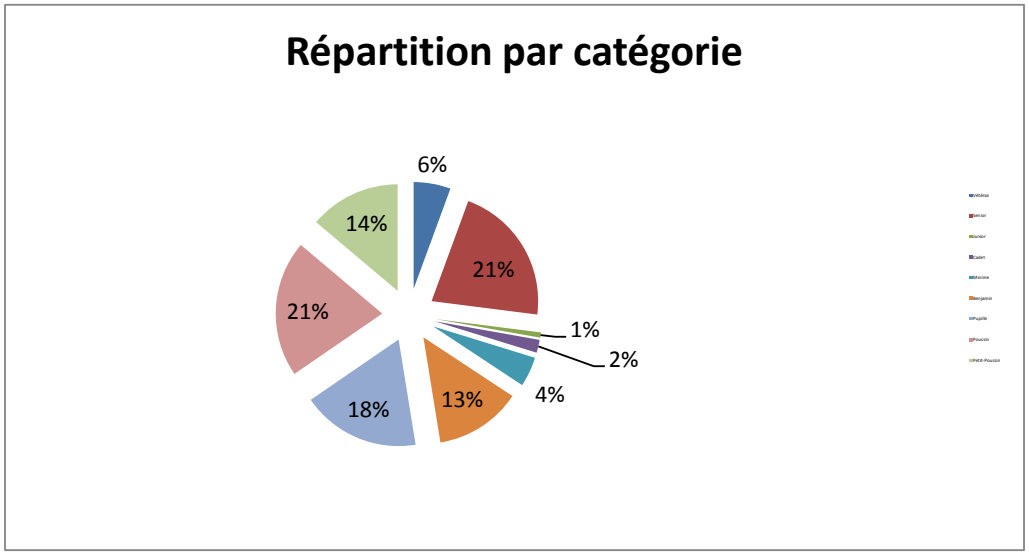

Graphique 4

Effectifs Ligue de Bretagne des Echecs au 31/08/2013

"+ 20 ans	275
12 - 20 ans	208
"-12 ans	535
	1018

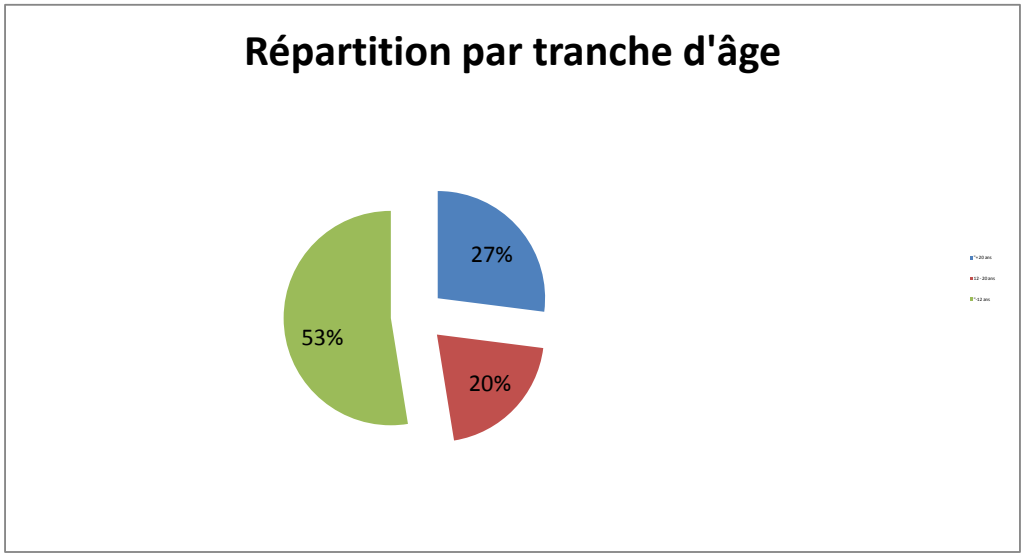

Graphique 5

F35001	40
F35009	17
F35013	35
F35043	20
F35044	28
F35046	22
F35048	18
F35049	32
F35051	5
F35052	13
F35053	36
F35054	3
F35055	0
F35056	6
	275

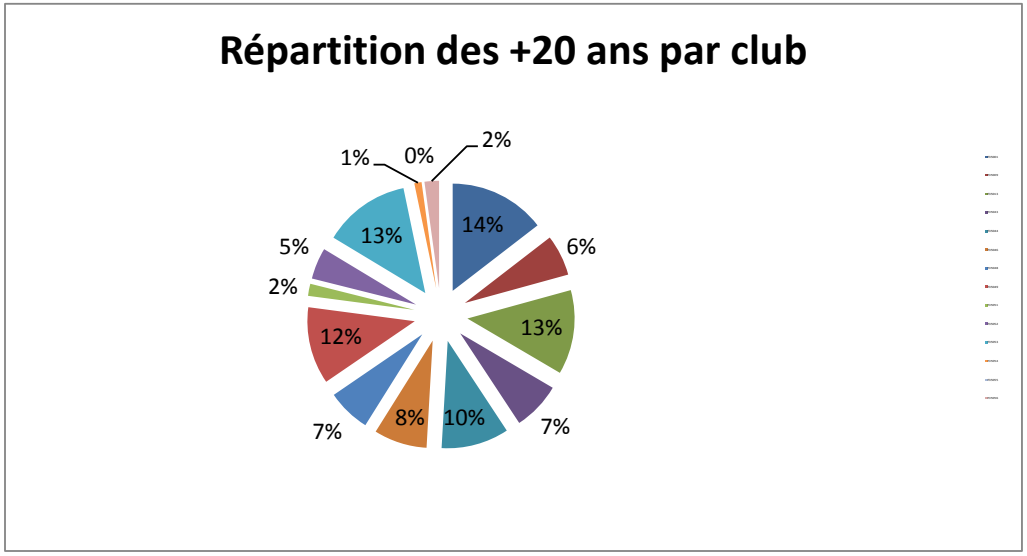

Graphique 6

F35001	17
F35009	4
F35013	18
F35043	25
F35044	12
F35046	38
F35048	12
F35049	0
F35051	16
F35052	10
F35053	9
F35054	4
F35055	41
F35056	2
	208

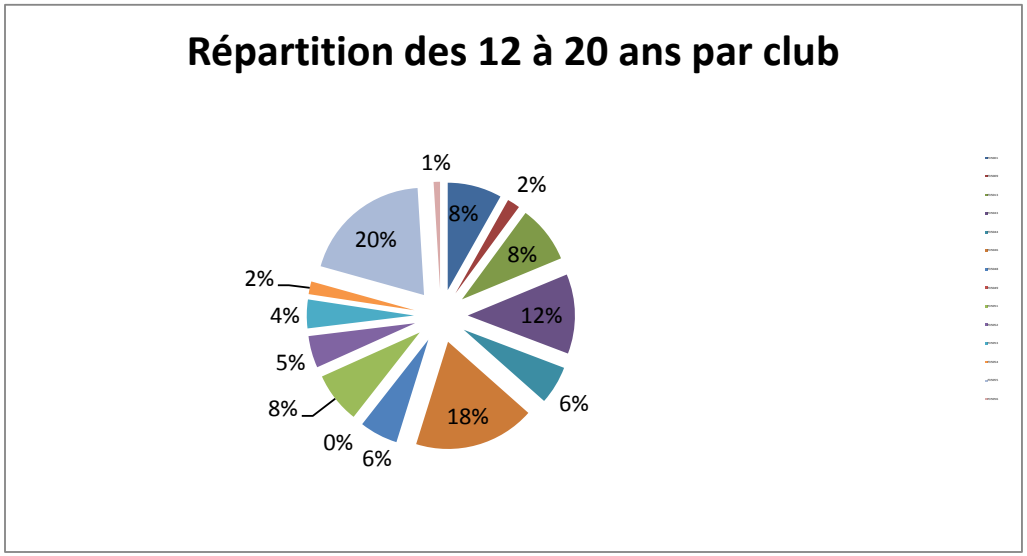

Graphique 7

F35001	45
F35009	9
F35013	71
F35043	47
F35044	11
F35046	127
F35048	9
F35049	10
F35051	19
F35052	8
F35053	44
F35054	9
F35055	123
F35056	3
	535

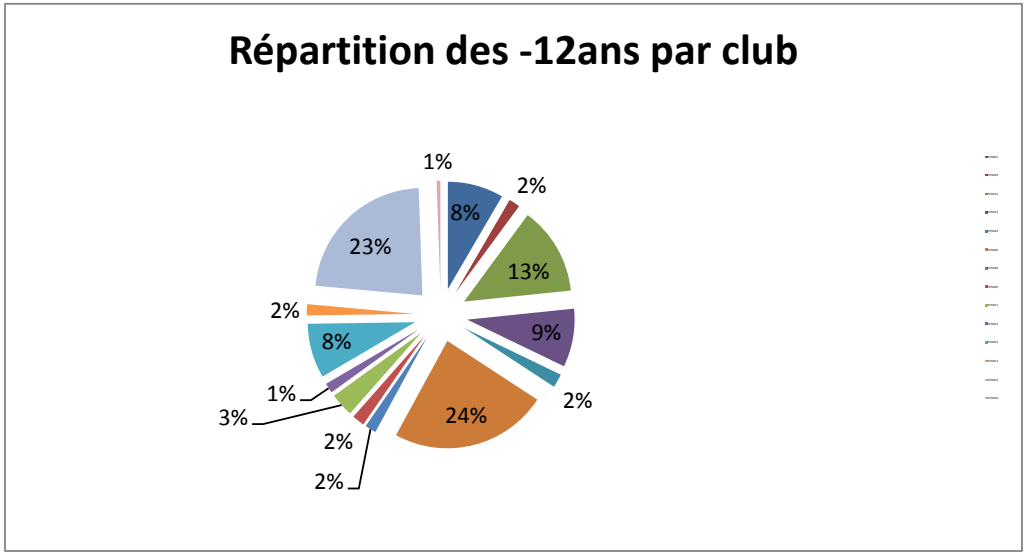

Graphique 8

"+ 20 ans	80
12 - 20 ans	121
"-12 ans	369
	570

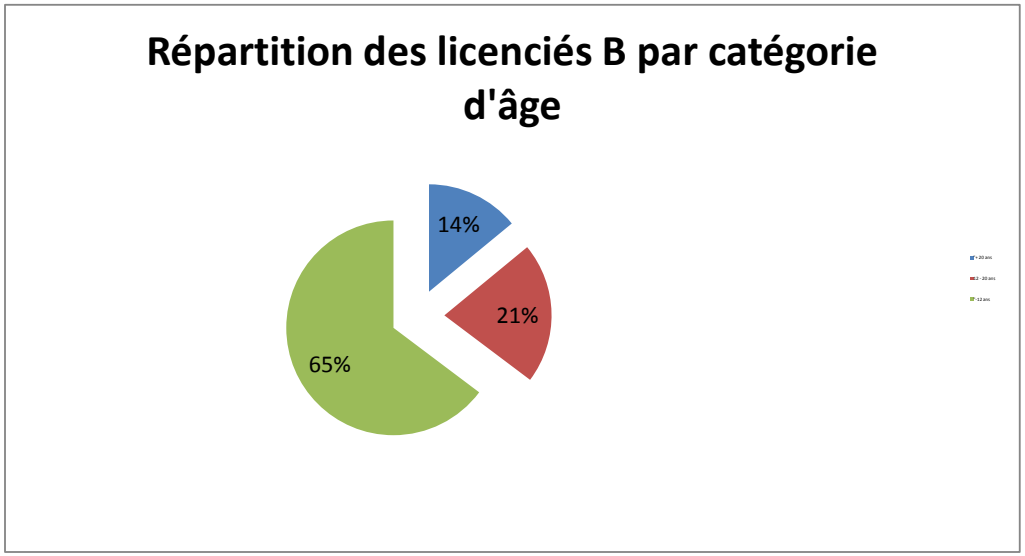

Graphique 9

"+ 20 ans	195
12 - 20 ans	87
"-12 ans	166
	448

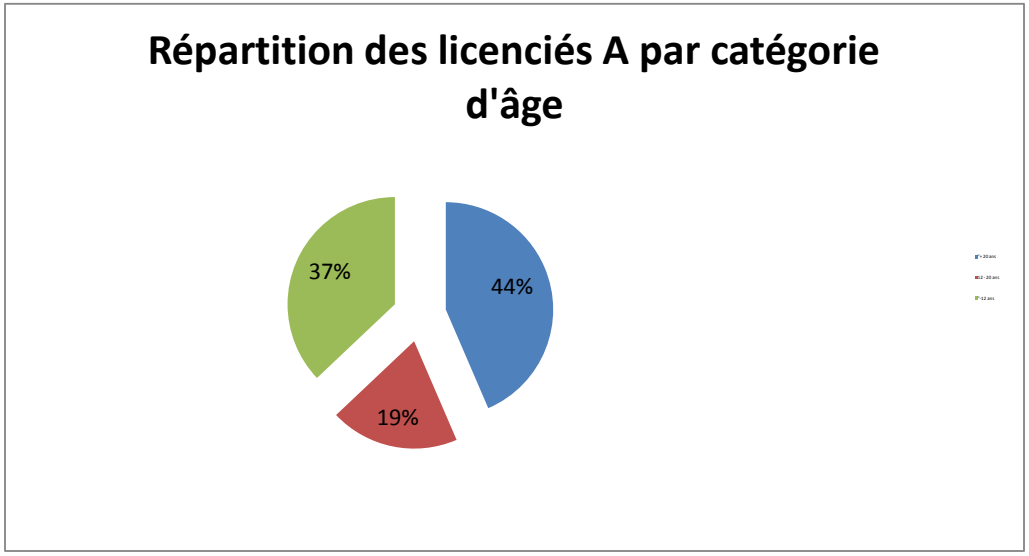

Graphique 10

"+ 20 ans	34
12 - 20 ans	35
"-12 ans	110
	179

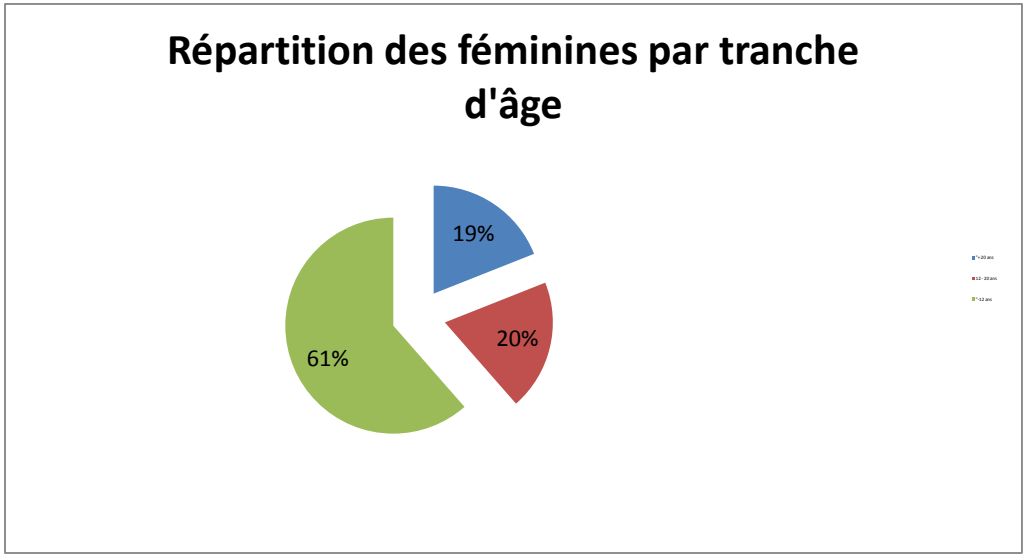

Graphique 11

Masculin	241
Féminine	34
	275

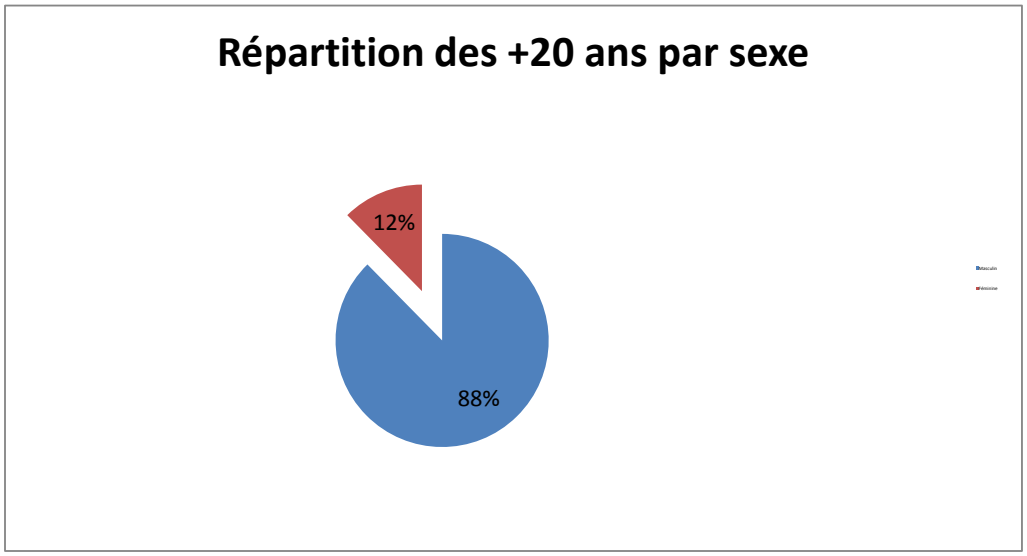

Graphique 12

Masculin	173
Féminine	35
	208

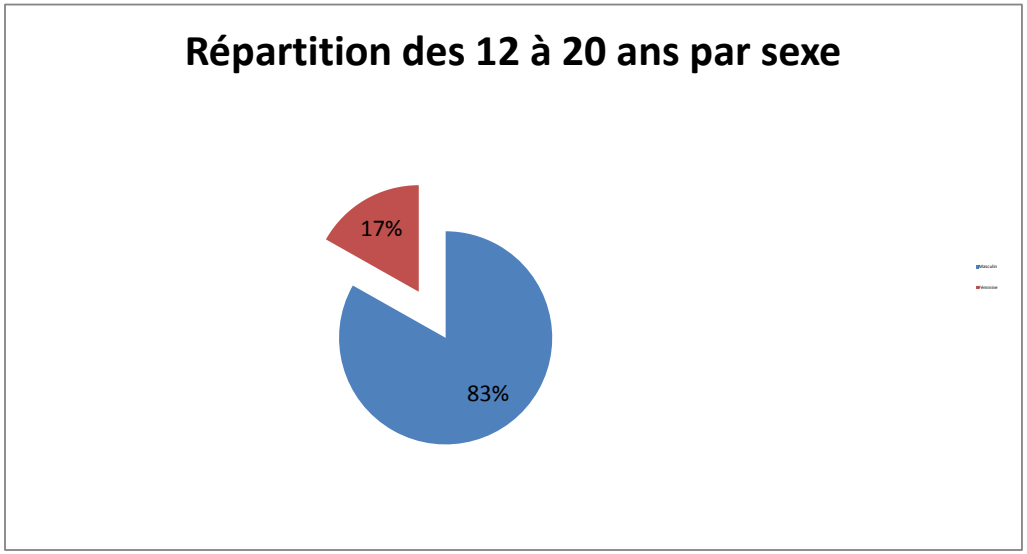

Graphique 13

Masculin	425
Féminine	110
	535

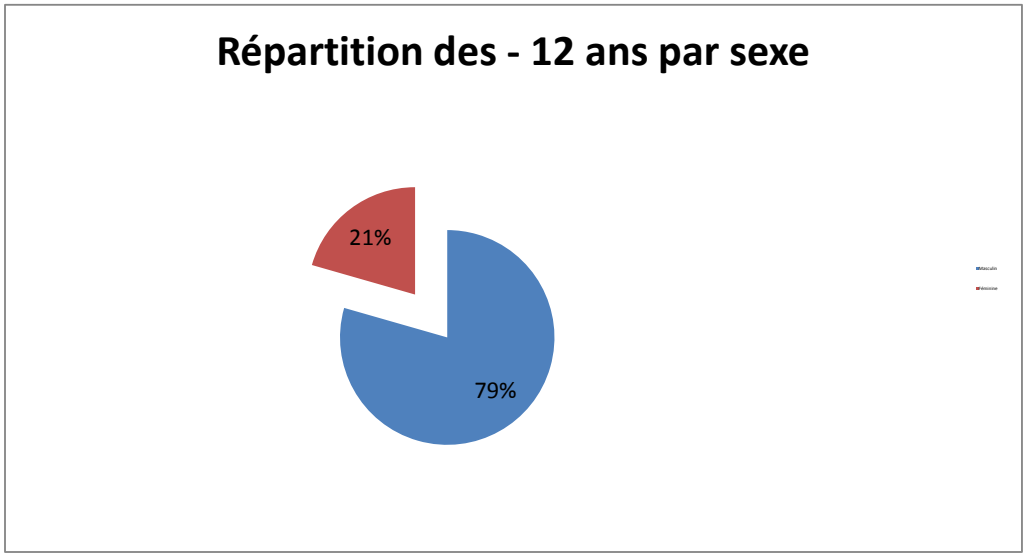

Graphique 14

Junior	2
Cadet	7
Minime	9
Benjamine	17
	35

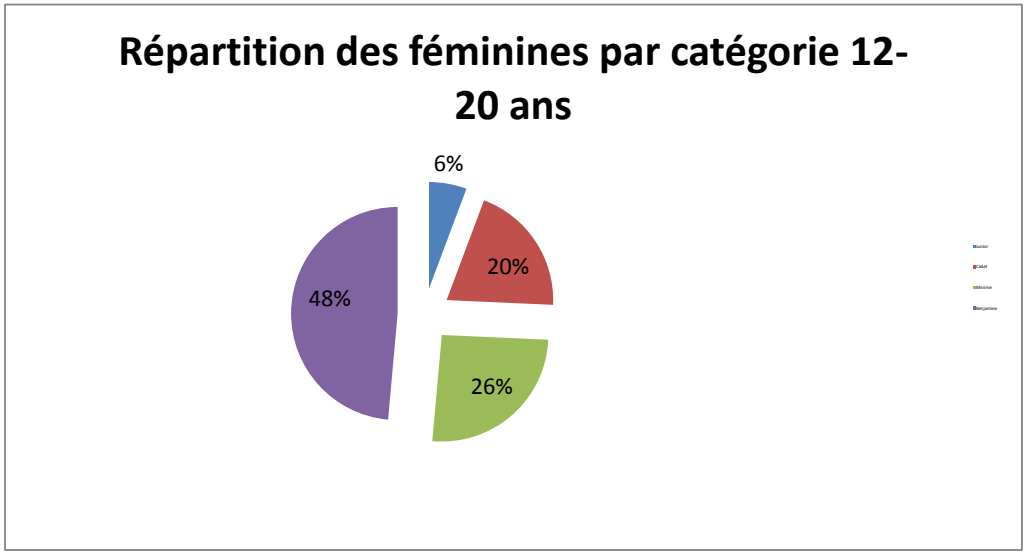

Graphique 15

Licence A	87
Licence B	121
	208

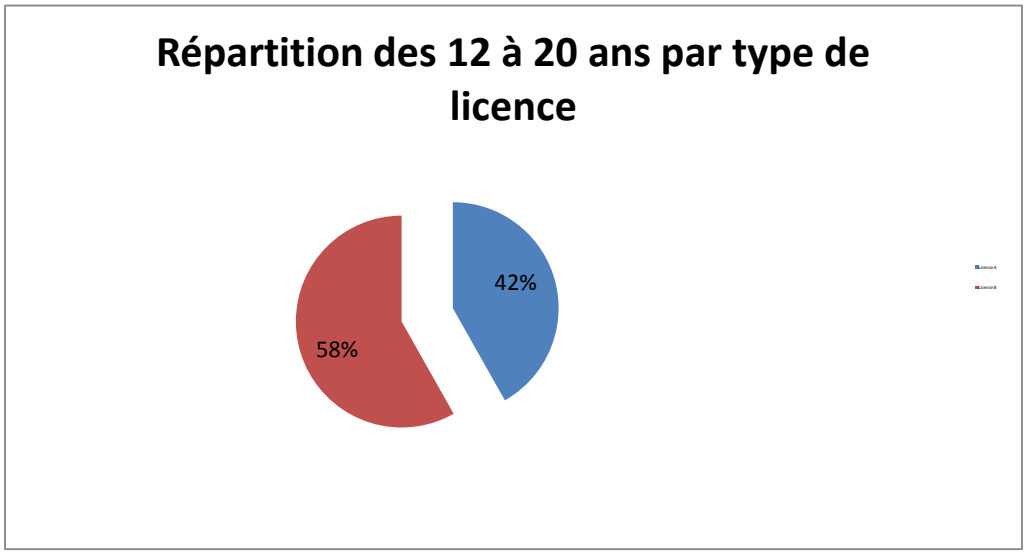

Graphique 16

Licence A	15
Licence B	19
	34

Graphique 17

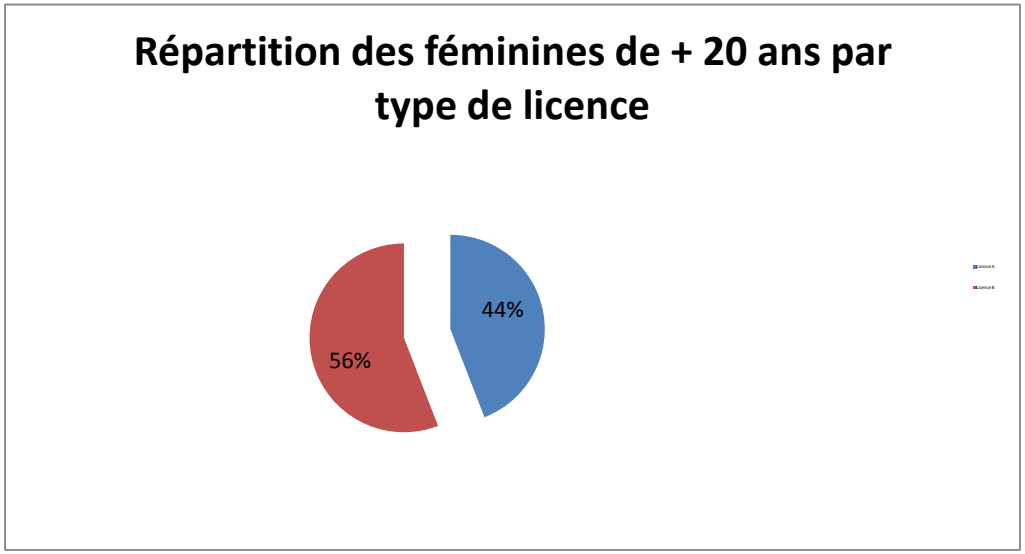

F56014	28
F56023	30
F56024	178
F56028	103
F56031	35
F56032	26
F56033	67
F56034	33
F56035	17
	517

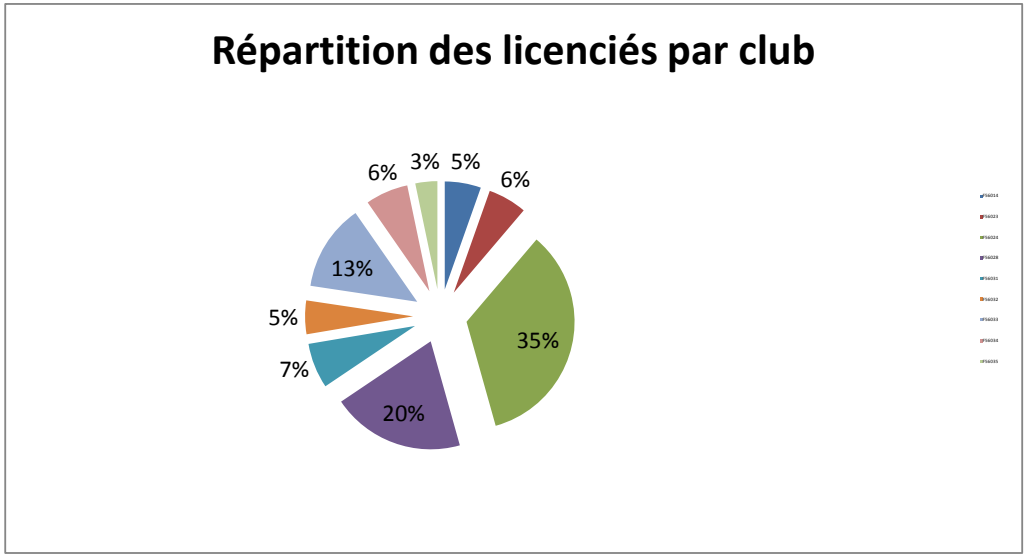

Graphique 1

Licence A	264
Licence B	253
	517

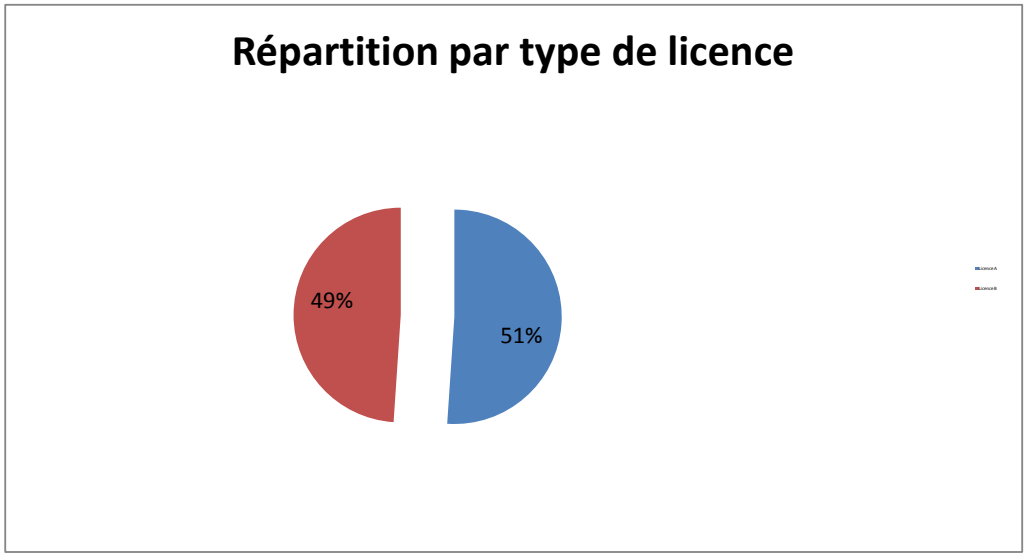

Graphique 2

Effectifs Ligue de Bretagne des Echecs au 31/08/2013

Masculin	413
Féminine	104
	517

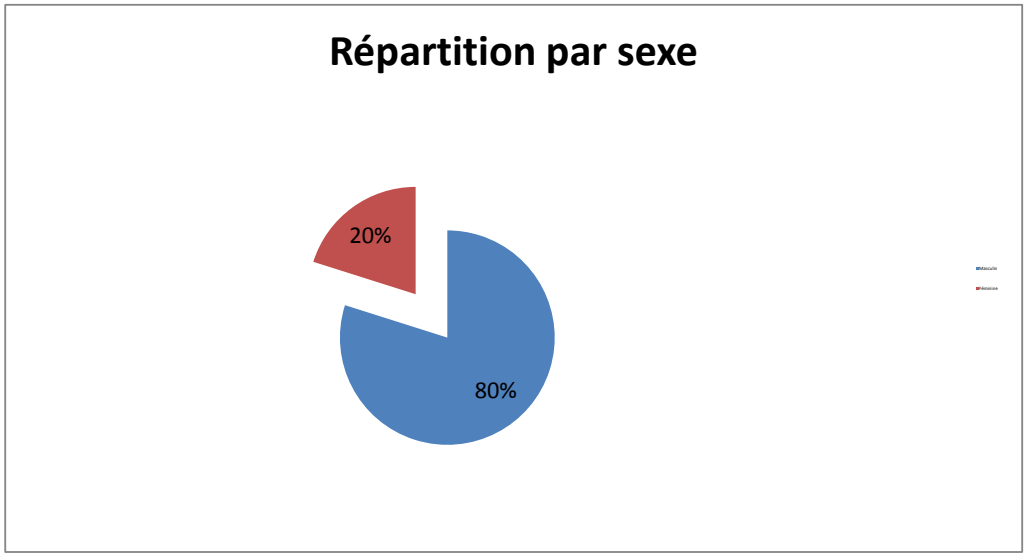

Graphique 3

Vétéran	56
Senior	91
Junior	3
Cadet	8
Minime	24
Benjamin	57
Pupille	101
Poussin	114
Petit-Poussin	63
	517

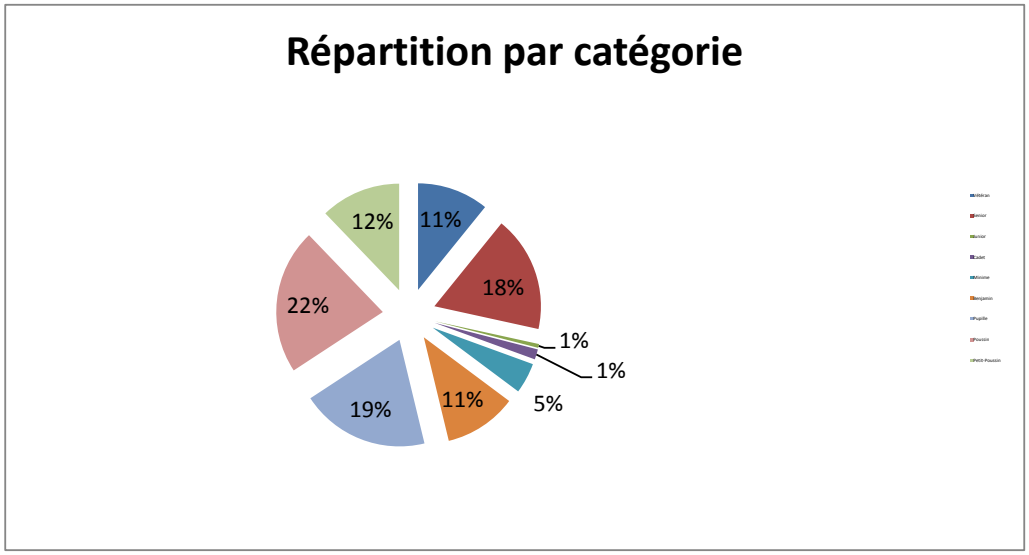

Graphique 4

Effectifs Ligue de Bretagne des Echecs au 31/08/2013

"+ 20 ans	147
12 - 20 ans	92
"-12 ans	278
	517

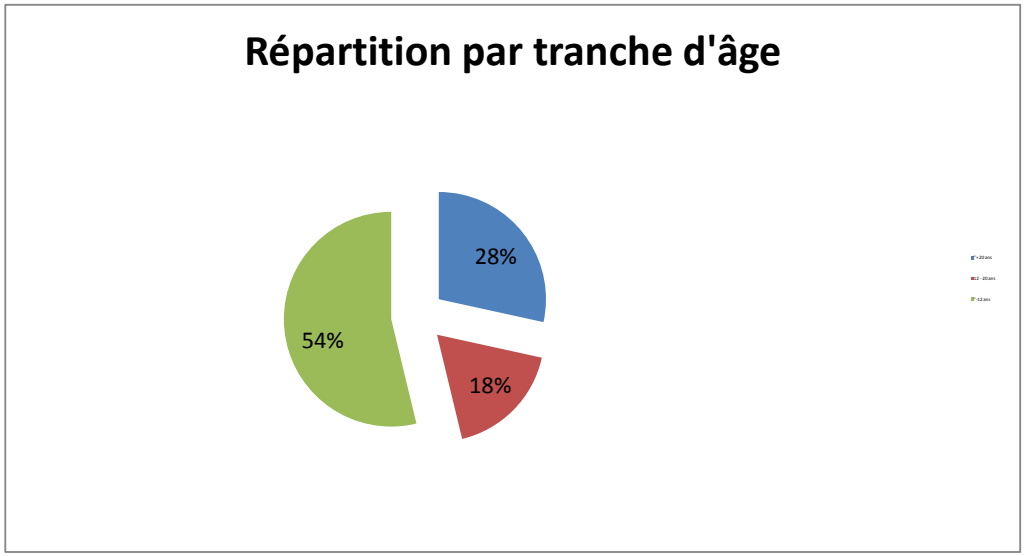

Graphique 5

F56014	9
F56023	16
F56024	42
F56028	21
F56031	22
F56033	6
F56033	13
F56034	10
F56035	8
	147

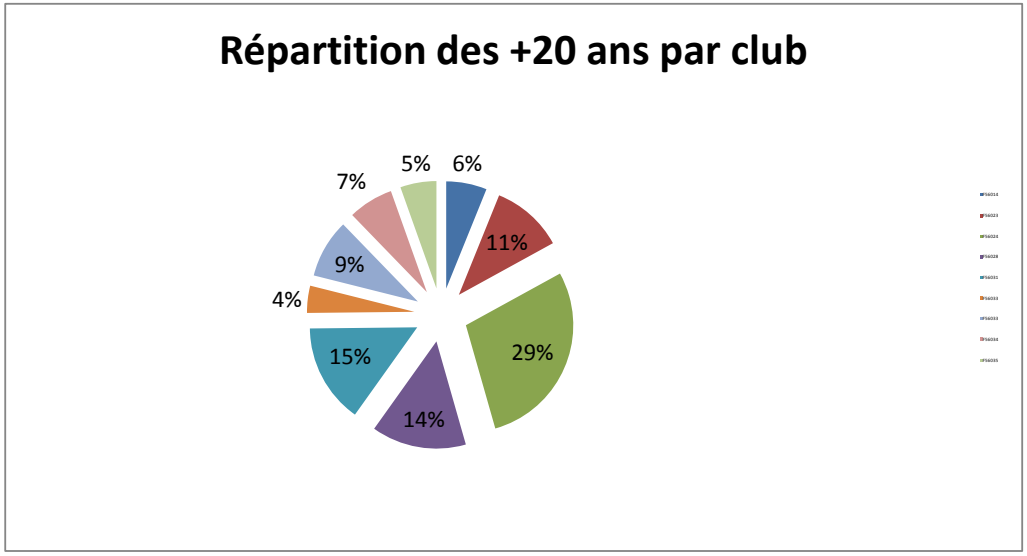

Graphique 6

Effectifs Ligue de Bretagne des Echecs au 31/08/2013

F56014	1
F56023	0
F56024	25
F56028	21
F56031	5
F56033	8
F56033	24
F56034	6
F56035	2
	92

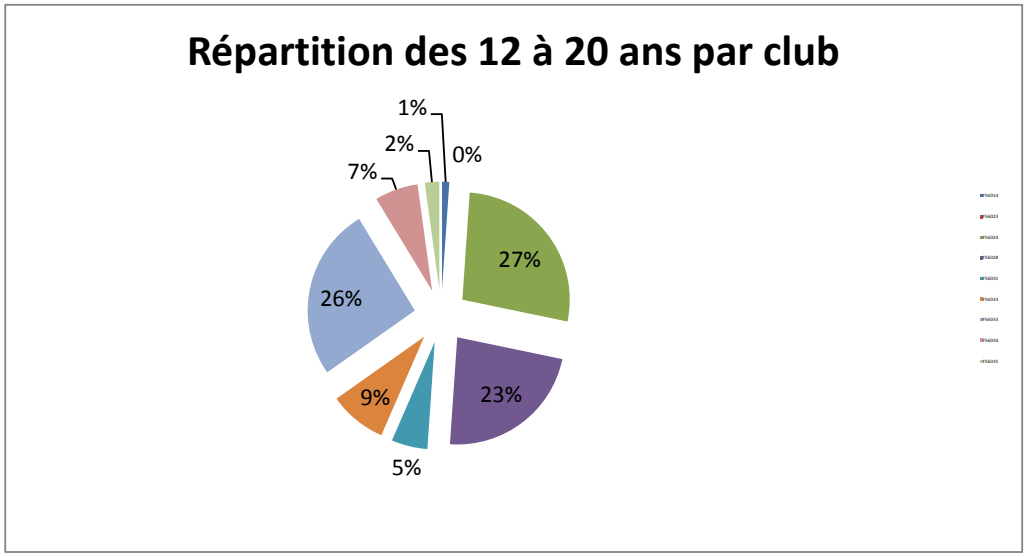

Graphique 7

F56014	18
F56023	14
F56024	111
F56028	61
F56031	8
F56033	12
F56033	30
F56034	17
F56035	7
	278

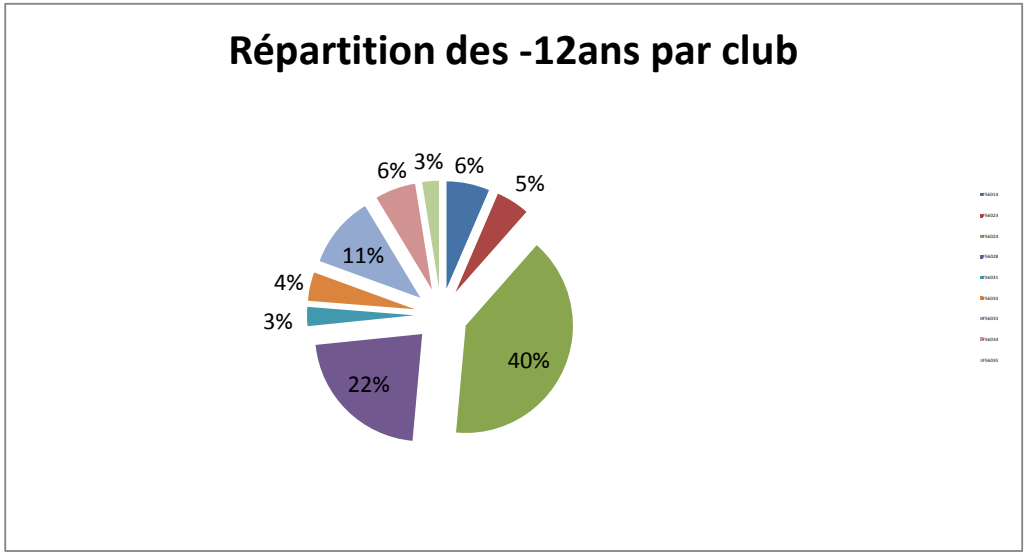

Graphique 8

"+ 20 ans	48
12 - 20 ans	34
"-12 ans	171
	253

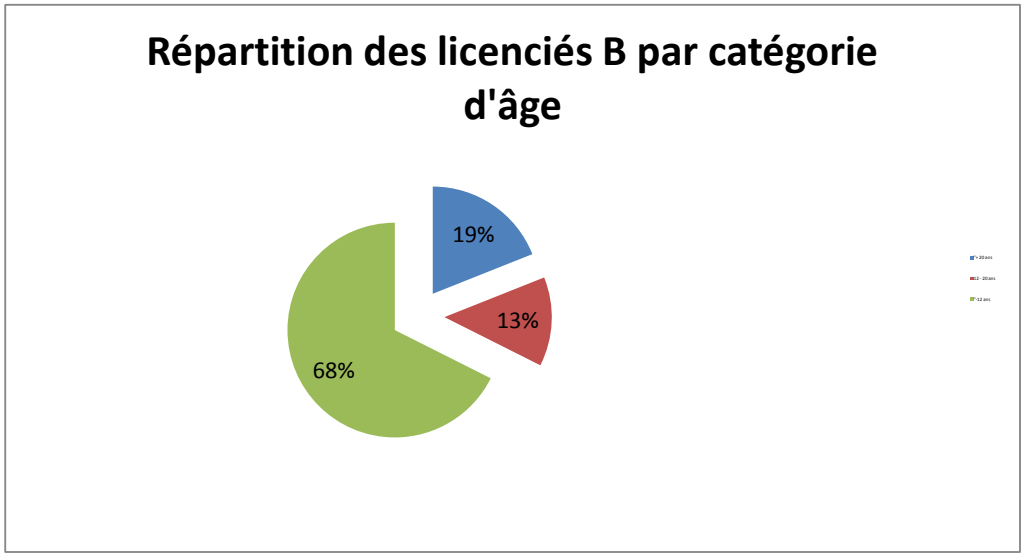

Graphique 9

"+ 20 ans	99
12 - 20 ans	58
"-12 ans	107
	264

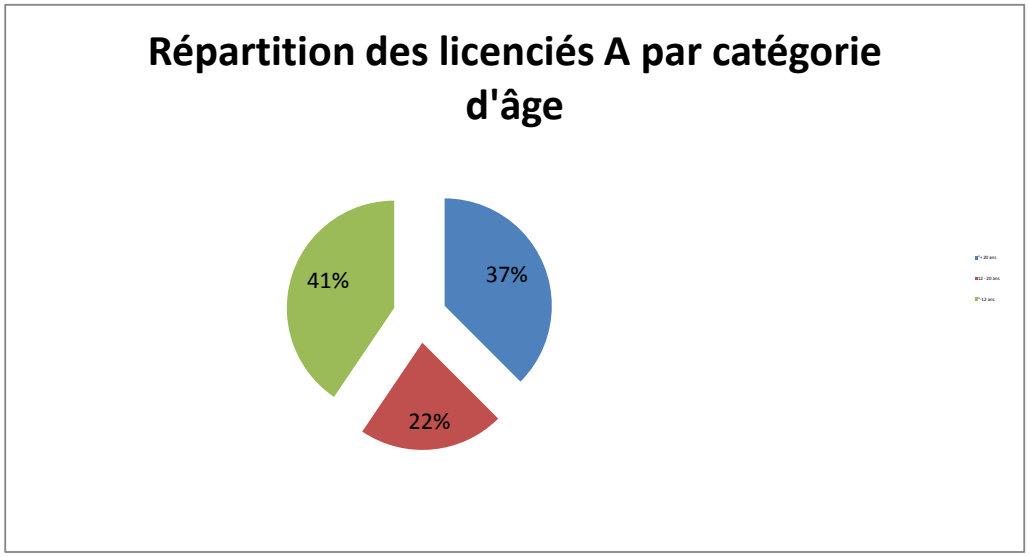

Graphique 10

"+ 20 ans	28
12 - 20 ans	12
"-12 ans	64
	104

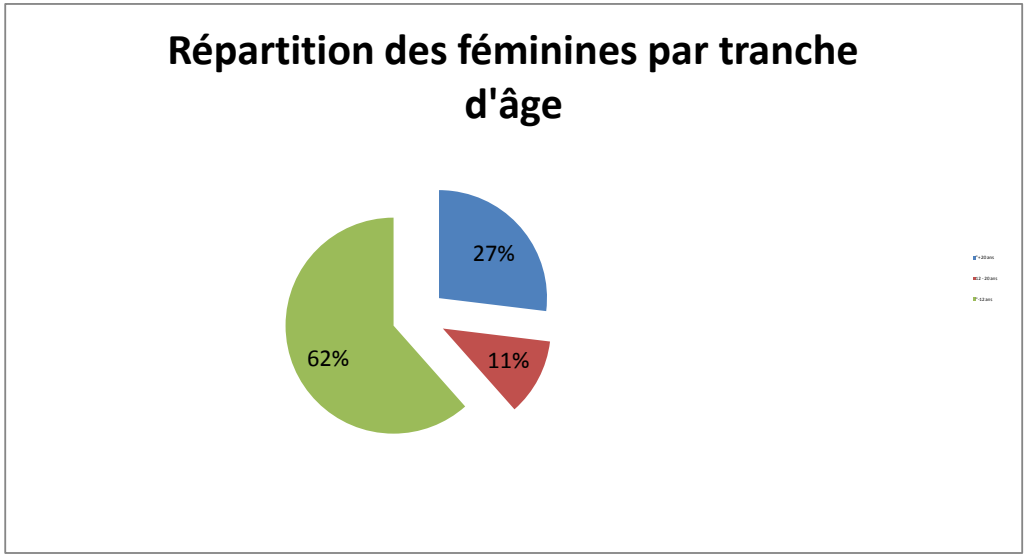

Graphique 11

Masculin	119
Féminine	28
	147

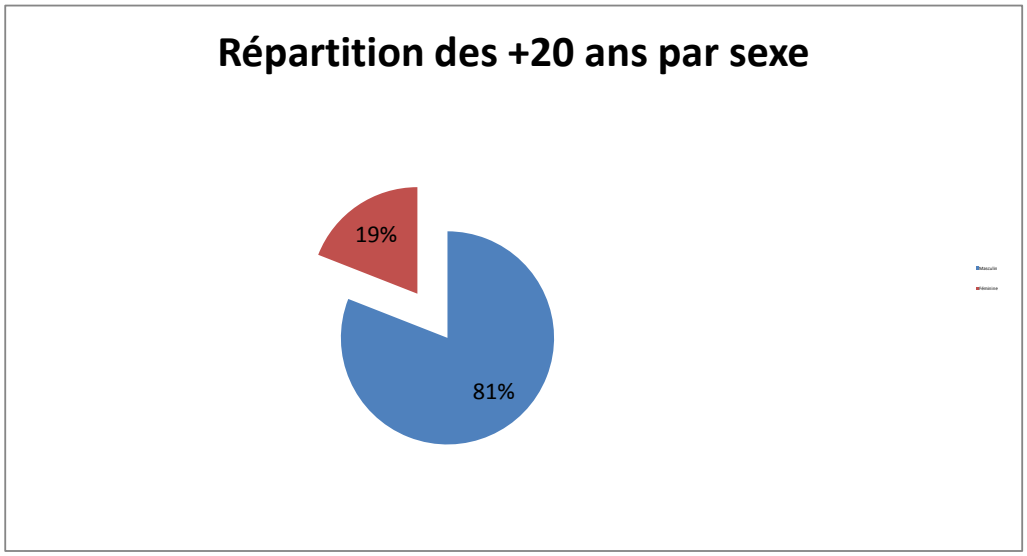

Graphique 12

Masculin	80
Féminine	12
	92

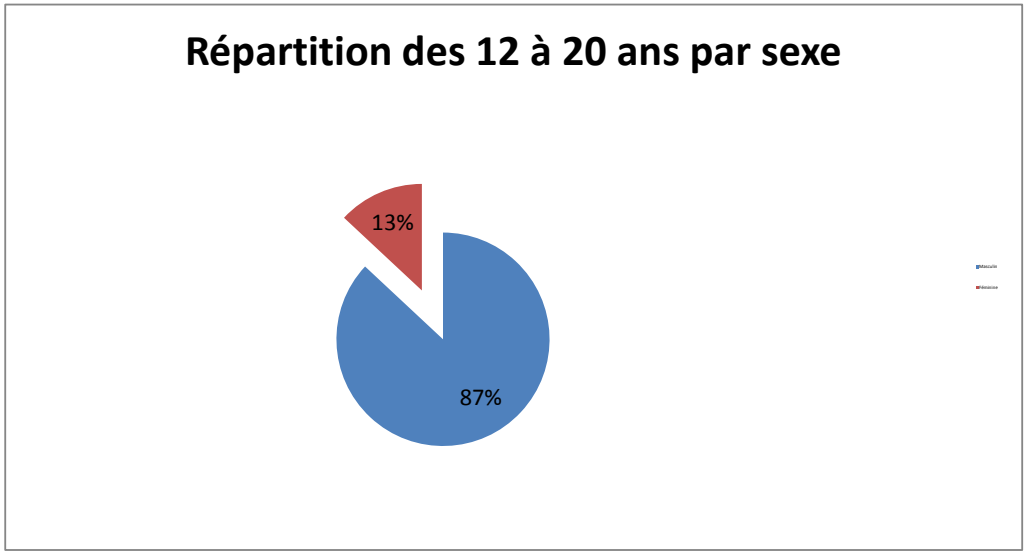

Graphique 13

Masculin	214
Féminine	110
	324

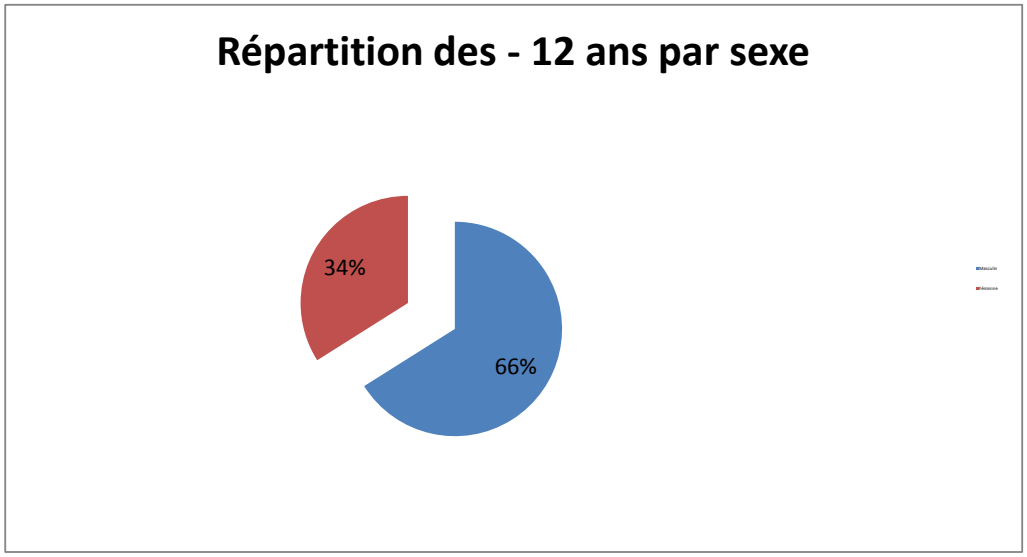

Graphique 14

Junior	0
Cadet	1
Minime	3
Benjamine	8
	12

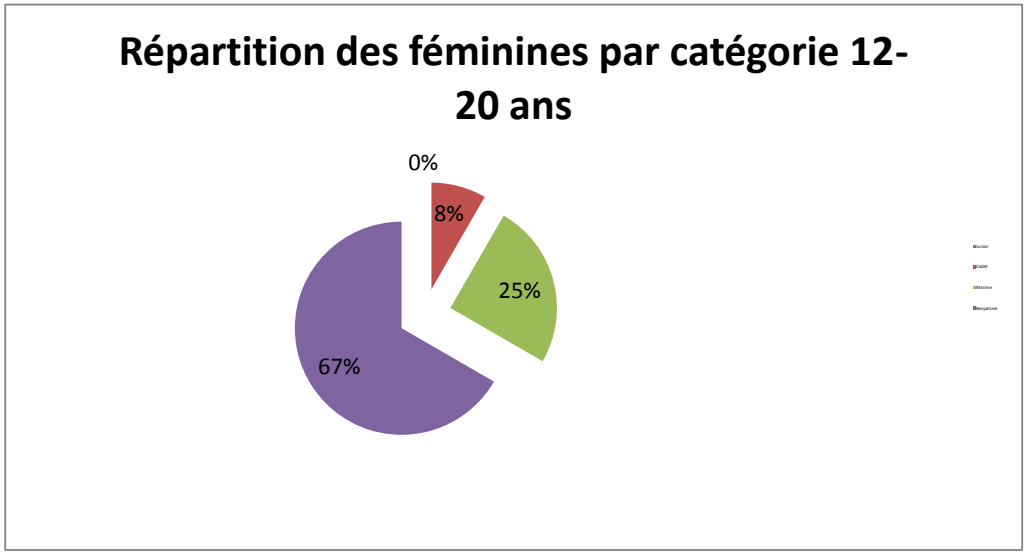

Graphique 15

Licence A	58
Licence B	34
	92

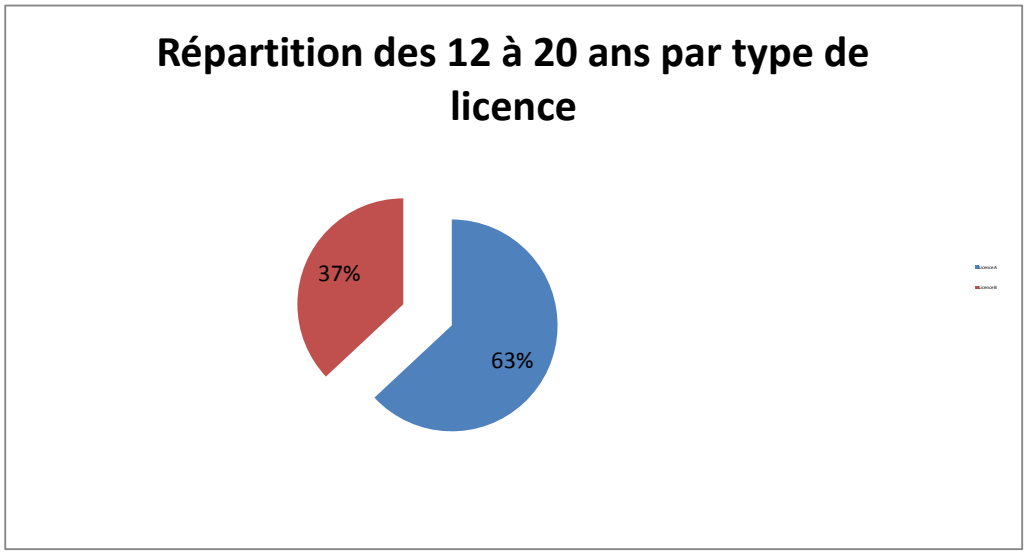

Graphique 16

Licence A	10
Licence B	18
	28
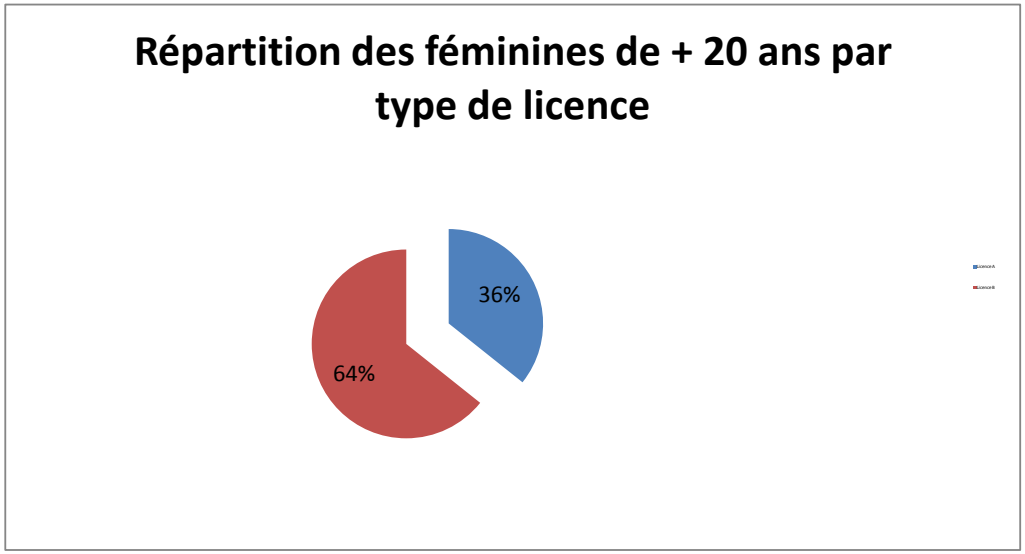
Graphique 17